



2021-2022 Board of Trustees Meeting Agenda

Thursday, June 2, 2022
4:00 p.m.

WELCOME

Margo Dutton, Governor

DISCUSSION ITEMS

A) Informal Discussions

- i. Upcoming Board Meeting – August 4, 2022 – 2:00 p.m. – Indian Wells, CA

CALL TO ORDER

Board Protocol & Conflict of Interest Updates

Margo Dutton, Governor
Doug Frost, Parliamentarian

AGENDA ITEMS

- Adoption of the Agenda Margo Dutton, Governor
- **ADOPTION OF THE CONSENT AGENDA**
At the discretion of the District Secretary, certain routine items of business may be placed on a Consent Agenda, which shall be approved by a single motion and majority vote without debate. Any Board member who wishes to remove an item from the Consent Agenda must make a written request therefore to the District Secretary prior to the commencement of the meeting.
 - A) Approval of Board Minutes of February 11, 2022
 - B) Approval of Circle K Board Minutes of March 25, 2022 and April 15, 2022
 - C) Approval of Circle K 69th House of Delegates Minutes of March 26, 2022
 - D) Approval of the District Financial Statements ending March 31, 2022
 - E) Approval of the Circle K Financial Statements ending March 31, 2022
 - F) Approval of the KIWIN'S Financial Statements ending March 31, 2022
 - G) Approval of the Key Club Financial Statements ending March 31, 2022
- Governor's Report Margo Dutton, Governor
 - A) Approval of Resignation of Region 10 Trustee and Appointment of New Trustee
 - B) Appoint Subcommittee to review District Policy on Reserve Allocation for Sponsor Youth Programs (Circle K, Key Club and KIWIN'S)
- District Secretary Report Mark W. McDonald, District Secretary

ACTION ITEMS

- Finance Committee Report Pete Edwards, Chairperson
 - A) Recommendations of the Finance Committee from the April 22, 2022 meeting
 1. Approval of the proposed 2022 District Convention Budget
 2. Approval of voucher reimbursement appeal from Kent Screechfield.
 - B) Recommendations of the Finance Committee from the May 17, 2022 meeting
 1. Approval of the 2022 Circle K Fall Training budget
 2. Approval of the 2022 Key Club/KIWIN's International Convention Travel Budget
 3. Approval of the Phoenix Decorating Contract for 2023 Rose Float
 4. Approval of the 2023 Rose Float Budget

- Bylaws and Policies Committee Report Steve Geraci, Chairperson
 - A) Recommendations of the District Bylaws and Policies Committee from April 20, 2022 meeting
 - 1. Approval of District Policy Changes to Section 111
 - 2. Approval of District Policy Changes to Sections 300-316
 - B) Recommendations of the District Bylaws and Policies Committee from May 18, 2022 meeting
 - 1. Approval of District Policy Changes to add subsection 4 to Section 225.6
 - 2. Reapproval of District Bylaws Amendment Art. X, Section 3 to be presented to the House of Delegates

RECEIVED REPORTS FROM COMMITTEES

- Kiwanis Children’s Fund Report
- CNH Children’s Fund President’s Report

REFERENCE

- April 2022 Monthly Membership Comparison Report

ADJOURNMENT

Margo Dutton, Governor



Standing Rules of the 2021-2022 Board of Trustees of the California-Nevada-Hawaii District of Kiwanis International

- Rule 1. Only official members of the Board of Trustees of this District may make motions and vote on motions.
- Rule 2. Only members of the Board of Trustees, all District Officers and Past Governors may discuss business before the Board, unless granted permission by a majority vote of the Board.
- Rule 3. No person may speak more than three minutes at a time unless allowed to do so by the orders of the day or by a majority vote of the Board.
- Rule 4. No person may speak more than twice on the same motion unless allowed to do so by a majority vote of the Board.
- Rule 5. The maker of a motion shall be entitled to speak first in support of such motion or may immediately yield the floor to another Board member.
- Rule 6. A Board member shall not speak either for or against a motion and -- on the same recognition -- move to close debate.
- Rule 7. A motion which terminates debate on any main motion pending before the Board will not be in order until 10 minutes of debate has taken place or until no Board member seeks the floor. This minimum time requirement does not include time spent on amendments to the main motion or any other subsidiary motions.
- Rule 8. At the discretion of the District Secretary, certain routine items of business may be placed on a Consent Agenda, which shall be approved by a single motion and majority vote without debate. Any Board member who wishes to remove an item from the Consent Agenda must make a written request therefor to the District Secretary prior to the commencement of the meeting.
- Rule 9. Any of the above rules may be suspended by a majority vote.
- Rule 10. Robert's Rules of Order Newly Revised (12th Edition) shall be the parliamentary authority for all matters of procedure not specifically covered by the District's Bylaws or these standing rules.



Conflict of Interest Disclosure Form

Date: _____

Name: _____

Position (office/trustee): _____

Please describe below any relationships, transactions, positions you hold (volunteer or otherwise), or circumstances that you believe could contribute to a conflict of interest between the California-Nevada-Hawaii District of Kiwanis International and your personal interests, financial or otherwise:

_____ I have no conflict of interest to report

_____ I have the following conflict of interest to report (please specify other nonprofit and for-profit boards you (and your spouse) sit on, any for-profit businesses for which you or an immediate family member are an officer or director, or a majority shareholder, and the name of your employer and any businesses you or a family member own):

1. _____
2. _____
3. _____

I hereby certify that the information set forth above is true and complete to the best of my knowledge. I have reviewed, and agree to abide by, the Policy of Conflict of Interest of the California-Nevada-Hawaii District of Kiwanis International.

Signature

Date



Kiwanis®

California-Nevada-Hawaii District

www.cnhkiwanis.org

Mark W. McDonald Executive Director / District Secretary

8360 Red Oak Street, Suite 201 • Rancho Cucamonga, CA 91730-0608

Office: 909-989-1500 Ext. 103. Direct Dial 909-736-1703. Fax. 909-989-7779.

2021-2022 District Board of Trustees Meeting Minutes

February 11, 2022

2:00 p.m.

Present at the meeting: Margo Dutton, Governor. Valarie Brown-Klingelhoef, Governor-elect. Gary Gray, Immediate Past Governor. Mark McDonald, District Secretary. Doug Frost, Parliamentarian. Trustees: Lisa Watson, Steve Dreyer, Joe Dale, Carmen Gastelum, Michael McStroul, Patricia Larrigan, Michelle Hock, Steve Click, Patty McKay, John Carlos, Gina Fanara, James Hirsch, Brian Dahlquist, & Greg Peros.

Present on Zoom: Pete Horton, Treasurer Craig Wallace, Alan Quon, Dana Webb, Laird Smith.

Special guests present: International President Peter Mancuso, International Trustee Michael Mulhaul, were introduced and given time for comments. Governor Margo thanked them for being present and for their comments.

Governor Margo called the meeting to order at 2:15 p.m.

Parliamentarian Doug Frost reviewed board protocol, Standing Rules and Conflict of Interest. A sign-in sheet was circulated to sign and indicate any change in conflict of interest.

Jim Hirsch made a motion to adopt the agenda. Second by Michelle Hock.

Gary Gray made an amendment to this motion to add a Taskforce to set up education for our Sponsored Leadership programs. Second by Gina Fanara. Motion passed as item 3 E.

Steve Click made an amendment to the main motion to add the selection of a committee to review and recommend one of our special projects. Second by Steve Dreyer. Motion passed as Item 3.F.

A vote on the main motion as amended was passed.

Valarie Brown-Klingelhoef made a motion to approve the consent agenda. Second by Michael McStroul. Motion passed.

Patricia Larrigan made a motion to approve the Executive Committee of the Board actions item a. i. ii. iii. Second by Jim Hirsch. Motion passed.

John Carlos made a motion to appoint a study on Mid-Year Education conferences. Second by Lisa Watson. Motion passed.

Governor Margo appointed Steve Dryer to Chair this committee with members; Valarie Brown-Klingelhoef, Lisa Watson, Pete Horton, Mark McDonald, John Carlos, Gary Jander and Robert Larsen.

Brian Dahlquist made a motion to approve the two Kiwanis clubs' name changes. The Kiwanis Club of the East Bay will change to the Kiwanis Club of the East Bay Promoting Literacy and the Kiwanis Club of Livermore will change to the Kiwanis Club of Livermore for STEAM (Science, Technology, Engineering, Art, Math). Second by Valarie Brown-Klingelhoef. Motion passed.

The Realignment Committee continues to meet and will be ready to recommend any actions at the next Board meeting on June 9, 2022.

Michael McStroul made a motion to appoint a task force on Sponsored Youth Advisor training. Second by John Carlos. Motion passed.

Governor Margo appointed Valarie Brown-Klingelhoef as the chair and advised the board Valarie has some volunteers as well as the following board members Michael McStroul, John Carlos & Alan Quon.

Governor Margo appointed the following members to the committee on special projects. Brian Dahlquist & Lanie Wheeler as co-chairs. Members Gina Fanara, Patricia Larrigan & Patti McKay.

Secretary report/action items:

- a. Grand Sierra Resort has agreed to a 500-room reduction and reduction in Food and Beverage and Meeting space. They have offered this in a formal addendum to the contract Board approval is requested to make this change to the contract.

Michelle Hock made a motion to sign this reduction addendum. Second by Michael McStroul. Motion passed.

- b. Joe Dale made a motion to Release the Anaheim Convention Center of our contract with them for the Key Club Convention 2023 with the release the convention center will provide a three-thousand-dollar payment for this release to CNH Key Club. Second by Jim Hirsch. Motion passed.

Steve Dreyer made a motion to approve the site of the Marriott Burbank and Convention Center for the Mid-Year South Education Conference 2023. Second by Gina Fanara. Motion passed.

Patricia Larrigan made a motion to approve the contract with the Burbank Marriott Convention Center contingent upon space for the foundation gala. Lisa Watson made the second. Motion passed.

Steve Dreyer made a motion to approve the 9-30-21 Financial Statements. Second by Gary Gray. Motion passed.

Steve Click made a motion to approve the 6-30-21 Sponsored Leadership Programs Financial Statements. Second by Michelle Hock. Motion passed.

John Carlos made a motion to approve the voucher submitted by Doug Gin, CNH Key Club District Administrator. Second by Patti McKay. Motion passed.

Gary Gray made a motion to approve changes to Policy listed as a. b. c. d. f. on the agenda and in your board packet. Second by Greg Peros. Motion passed.

Tim Cunning reported that the past Governors purchased a brick for past Governor Ed Novak Jr. M.D. and Robert "Bob" Wikoff, who passed away since the last meeting. Chairman Tim also reported the new treasurer of the Past Governors is Gary Gray.

The Aloha Shirt Committee made a report on the term of the shirt logo on the material. Steve Click moved to accept the report of the three items, Continue with a two-year design. Incorporation of the logo as approved by Kiwanis International, and the district policy committee formalize this as a policy. Gary Gray made a motion to refer the matter to the Policy Committee. Seconded by Brian Dahlquist. Motion passed.

Strategic Planning Committee met and is continuing to meet with one section at a time. More to follow.

Steve Click informed the Board that he is resigning his region 10 trustee position due to a move to Hawaii. Region 10 is in the process of selecting a replacement.

Governor Margo also reported that Gary Reardon has resigned due to a move out of the area.

With no additional items on the agenda, the meeting was adjourned at 3:23 PM

Mark W. McDonald
District Secretary

CALIFORNIA-NEVADA-HAWAI'I DISTRICT

Circle K International

March 25, 2022
District Board Meeting Minutes

CALIFORNIA-NEVADA-HAWAI'I DISTRICT
Circle K International

Minutes for Approval

**CALIFORNIA-NEVADA-HAWAI'I DISTRICT
Circle K International**

**2021-2022 District Board of Officers
March District Board Meeting
Friday, March 25th, 2022, at 1:00 PM
The Westin Los Angeles Airport Hotel, Los Angeles, CA**

Attendance

Ryan Kenneth Tan, District Governor	Justin Luc, Paradise Lieutenant Governor
Douglas Shimizu, District Secretary	Joey Duong, Sunset Lieutenant Governor
Joyce Wu, District Treasurer	Jamie Ly, Administration and Operation Chair
Aaron Piña, Capital Lieutenant Governor	Hanna Lam, District Convention Chair
Brian Nifo, Central Coast Lieutenant Governor	Jason Liu, Fall Training Conference Chair
Johnny Le, Citrus Lieutenant Governor	Emily Reale, Kiwanis Family and Foundation Chair
Vanessa Meza-Perez, Desert Oasis Lieutenant Governor	Vanessa Lee, Member Recognition Chair
Ping Tram, Foothill Lieutenant Governor	Anne Le, Membership Development and Education Chair
Stefanie Peddijanto, Metro Lieutenant Governor	

Guests:

Margo Dutton, CNH Kiwanis District Governor	Dave Whitacre, Paradise Regional Advisor
Mark McDonald, Executive Director	Kirsten Ireton, District Convention Advisor and Kiwanis Family and Foundation Advisor
Timothy Cuning, Director of Service Leadership Programs	Rita Germain,
Patricia Ryder, District Administrator	Caitleen Navarro, UN Reno
Dan Germain, Capital Regional Advisor	Sophia Emerson, UN Reno

Executive Summary

The March 25, 2022, District Board Meeting was called to order at 1:00 PM PDT by District Governor, Ryan Kenneth Tan.

The Board approved the March 25, 2022, District Board Meeting Agenda.

The Board approved the January 30, 2022, District Board Meeting Minutes, 1st Capital Division Election, and 1st Desert Oasis Division Election.

Kiwanis Family and Foundations Chair, Emily Reale, was unanimously endorsed for the position of International Trustee from the 2021-2022 Cal-Nev-Ha District Board.

Amendments to the District Operating Procedures were approved.

Key Club Senior Night was approved to take place Friday, May 13, 2022, online via Zoom.

The District Service Initiative for the 2021-2022 term was approved to be Food Insecurity.

The District Board Members gave their reports.

The March 25, 2022, District Board Meeting was adjourned at 2:18 PM PDT by R. Tan.

Minutes

- I. **Call to Order** – Ryan Kenneth Tan, District Governor
- II. **Flag Salute** – Joyce Wu, District Treasurer
- III. **Opening Thoughts** – Stefanie Peddijanto, Metro Lieutenant Governor
- IV. **Introduction of Guests** – Douglas Shimizu, District Secretary
- V. **Approval of Agenda** – Ryan Kenneth Tan, District Governor

District Governor, Ryan Kenneth Tan entertains a motion to approve the March 2022 District Board Meeting agenda.

Moved by Capital Lieutenant Governor, Aaron Piña, and seconded by Desert Oasis Lieutenant Governor, Vanessa Meza-Perez.

Motion passed.

No discussion.

9 Ayes (unanimous), 0 opposed, 0 abstentions.

The March 2022 District Board Meeting agenda was approved by a unanimous vote.

- VI. **Public Comments on Non-Agenda Items** – Ryan Kenneth Tan, District Governor
- VII. **Approval of Minutes**
 - A. Sunday, January 30th, 2022 – January District Board Meeting

District Governor, Ryan Kenneth Tan entertains a motion to approve the January 2022 Special District Board Meeting Minutes.

Moved by District Secretary, Douglas Shimizu, and seconded by Foothill Lieutenant Governor, Ping Tram.

No discussion.

9 Ayes (unanimous), 0 opposed, 0 abstentions.

January 2022 District Board Meeting Minutes were approved by a unanimous vote.

B. Saturday, February 5th, 2022 – 1st Capital Division Election

District Governor, Ryan Kenneth Tan entertains a motion to approve the 1st Capital Division Election Minutes.

Moved by Capital Lieutenant Governor, Aaron Piña, and seconded by District Secretary, Douglas Shimizu.

No discussion.

9 Ayes (unanimous), 0 opposed, 0 abstentions.

1st Capital Division Election Minutes were approved by a unanimous vote.

C. Friday, February 11th, 2022 – 1st Desert Oasis Division Election

District Governor, Ryan Kenneth Tan entertains a motion to approve the 1st Desert Oasis Division Election Minutes.

Moved by Desert Oasis Lieutenant Governor, Vanessa Meza-Perez, and seconded by Sunset Lieutenant Governor, Joey Duong.

No discussion.

9 Ayes (unanimous), 0 opposed, 0 abstentions.

1st Desert Oasis Division Election Minutes were approved by a unanimous vote.

VIII. Endorsement for International Office

IX. Approval of Items

- A. Amendments to the District Operating Procedures – Douglas Shimizu, District Secretary & Emily Reale, Kiwanis Family and Foundations Chair

District Secretary, Douglas Shimizu, presents updates to the District Operating Procedures, mainly revolving around the Division Election procedure. He tables Item #2 until the next District Board Meeting.

Kiwanis Family and Foundation Chair, Emily Reale, presents updates to the District Operating Procedures, which requires the District Board to publish an alumni newsletter.

District Governor, Ryan Kenneth Tan, entertains a motion to approve the Amendments to the District Operating Procedures.

Moved by Capital Lieutenant Governor, Aaron Piña, and seconded by Sunset Lieutenant Governor, Joey Duong.

No Discussion.

9 Ayes (unanimous), 0 opposed, 0 abstentions.

The amendments to the District Operating Procedures was passed by a unanimous vote.

B. Key Club Senior Night – Emily Reale, Kiwanis Family and Foundations Chair

Kiwanis Family and Foundation Chair, Emily Reale, presents Key Club Senior Night, including the purpose, logistics, and budget for the event.

Desert Oasis Lieutenant Governor, Vanessa Meza-Perez, asks for clarification on the venue for the event.

Kiwanis Family and Foundation Chair, Emily Reale, states the event will take place online via Zoom.

District Secretary, Douglas Shimizu, asks if the current District Board would be responsible for hosting the event.

Kiwanis Family and Foundation Chair, Emily Reale, states only those interested in the planning committee would need to help.

Desert Oasis Lieutenant Governor, Vanessa Meza-Perez, asks if there's a need for chaperones during the event, even though it is online.

Kiwanis Family and Foundation Chair, Emily Reale, defers the question to the Director of Service Leadership Programs, Timothy Cuning, who states online events do not have a chaperone ratio requirement, but still require some to be present during the entire event.

9 Ayes (unanimous), 0 opposed, 0 abstentions.

The amendments to the District Operating Procedures was passed by a unanimous vote.

C. Rotating District Service Initiative – Aaron Piña, Capital Lieutenant Governor

Capital Lieutenant Governor, Aaron Piña, allows Sophia Emerson, District Large Scale Service Project Chair, to present the District Service Initiative 2022-2023 proposal, Food Insecurity.

District Governor, Ryan Kenneth Tan, entertains a motion to approve the Rotating District Service Initiative.

Moved by Sunset Lieutenant Governor, Joey Duong, and seconded by Desert Oasis Lieutenant Governor, Vanessa Meza-Perez.

Desert Oasis Lieutenant Governor, Vanessa Meza-Perez, comments that she hopes food drives are conducted in a manner that upholds the meaning of service. She hopes that service hours will be awarded to members who actively collect food rather than by the amount donated.

Kiwanis Family and Foundation Chair, Emily Reale, states Food Insecurity is an International Service Initiative and asks if there was any thought given to collaborate with other Circle K Districts.

Sophia Emerson, District Large Scale Service Project Chair, states there was consideration given to the idea since it formed the basis of the proposal.

9 Ayes (unanimous), 0 opposed, 0 abstentions.

The 2022-2023 Rotating District Service Initiative, Food Insecurity, was passed by unanimous vote.

X. Board Reports

A. Chair Reports

1. Administration and Operations Chair – Jamie Ly
J. Ly have been working on transitional materials with the Administration and Operations Committee, including documents, resources, and directives. She is creating term-long directives, including timelines and planning documents for her successor and future committee. J. Ly is helping the club Vice Presidents of Administration with last minute resources regarding elections.
2. Communications and Marketing Chair – Vacant
3. District Conventions Chair – Hanna Lam
H. Lam is super excited for District Convention 2022, which starts today.
4. Fall Training Conference Chair – Jason Liu
J. Liu states he had his second to last committee meeting where he discussed publicity pluses and deltas, as well as the Fall Training Conference recap. He also plans to create a transitional kit for his successor.
5. Kiwanis Family & Foundations Chair – Emily Reale
E. Reale states that she tabled at Kiwanis Mid-Year North and South. She has a couple of large events coming up, including Kiwanis Appreciation Week, happening from April 11-17, and ceremony on April 17th at 6:00 PM to recognize all Kiwanians and advisors throughout CNH. She encourages the Board to submit a 15-45 second video showing their appreciation for Kiwanians and advisors to be included in the video shown at the event. She notes, the faculty and Kiwanis advisor of the year will also be spotlighted at the event. E. Reale states Key Club Senior Night was just approved and reminds the board that the final Kiwanis Family Report Form will be due April 5th. She will also be releasing the Kiwanis Family resource pack before the end of the term, consisting of workshops, webinars, and information from the current and past terms.

6. Member Recognition Chair – Vanessa Lee
V. Lee celebrates the end of the term, starting with Awards Night on Saturday night, which will recognize various leaders and members throughout the District. V. Lee is preparing for Awards Night alongside her committee and preparing transitional resources to her successor. She is also assisting with the planning of Kiwanis Appreciation Week. She finishes with thanking the Board for an amazing term.
7. Membership Development & Education Chair – Anne Le
A. Le and her committee are preparing resources and transitional packets for their successors to have a solid foundation. She's encouraging her successor to continue the Kiwanis and Alumni webinars, which were beneficial to all involved. A. Le will be having her final Membership Development and Education committee meeting to recap the term. She is concluding Sunny Buddies, Kiwanis and Alumni Mentorship Program, and resources packets will be finished by the end of April. Lastly, she thanks the board for a memorable term
8. Service Chair – Jeevan Bhullar
J. Bhullar was not present at the March 2022 District Board Meeting.
9. Technology Chair – Renz Lane
R. Lane was not present at the March 2022 District Board Meeting.

B. Lieutenant Governor Reports

1. Capital – Aaron Piña
A. Piña introduces himself and celebrates the numerous accomplishments of the Capital Division. He notes, with 171 Capital Division members, they amassed 5469 service hours, 8,694 leadership hours, and 6,397 fellowship hours and raised \$4,141 for various charities and initiatives. He thanks Regional Advisor, Dan Germain, Assistant Regional Advisor, Tom Leahy, Member Recognition Chair, Vanessa Lee, Fall Training Conference Chair, Jason Liu, all Lieutenant Governors, the Executive Board, CNH Kiwanians, Caitleen

Navarro, My-Thy Nguyen, Jose Torres, and many more. She thanks Sophia Emmerson for her endless amounts of support this term. He ends by thanking everyone for an amazing term and changing things we cannot accept.

2. Central Coast – Brian Nito

B. Nito notes that Division Elections and February DCM were held. He notes there was no valid election at Division Elections meaning there is no Central Coast Lt. Governor-elect. B. Nito states that UC Santa Barbara successfully elected a new executive board and CSU Stanislaus has done the same. Outside of this, his other clubs will be appointing/electing their new board officers in the new term.

3. Citrus – Johnny Le

J. Le hosted his division's February DCM and Division Election, where they elected Brandon Tran, CSU Fullerton, as the next Lt. Governor. Throughout February and March, J. Le has had one-on-one training and discussions with Citrus Regional Advisors, Scott Smith and Yaret Smith to prepare a smooth transition of power. He has been planning for the Citrus banquet on April 19th to celebrate the past term and host the first DCM of the new term. His Division Leadership Team have been preparing spirit items for the clubs and members of the Citrus Division. Lastly, he thanks the Board for giving him the opportunity to serve as Lt. Governor and states he is optimistic about the future of the organization.

4. Desert Oasis – Vanessa Meza-Perez

V. Meza-Perez starts recapping the previous term, stating Desert Oasis left off with 74 dues-paid members and is ending this term with 86 dues-paid members. She shouts out her division and expresses her gratitude for managing to raise thousands of dollars this term, including UNLV's Serenade. She encourages the board to attend My Melody, happening on April 16th. V. Meza-Perez recaps the past term, stating the first Weekend of Awesomeness Weekend was held in-person and Desert Oasis has a greater presence on the District level, bringing 26 members to District Convention 2022. She is excited for the newly elected club

board officers and getting a successor once again. She encourages the board to congratulate Khadija Rashidally for her election as the Desert Oasis Lieutenant Governor-elect. V. Meza-Perez has been supporting her clubs. She thanks the Executive Board for their vote of confidence to appoint her as Lt. Governor, as well as Patricia Ryder and Linda Marx for their support as well. Lastly, she thanks the Board for creating a memorable District Board experience.

5. Foothill – Ping Tram

P. Tram starts by recapping her past events. She hosted joint office hours with Central Coast Lt. Governor, Brian Nito, to answer members' questions about Lt. Governor. She successfully hosted her Division Elections, where she was re-elected. She hosted Foothill Fever online, which included various service and fellowship opportunities for members. P. Tram thanks various individuals who assisted in the planning process. In addition, she released Division Leadership Team application, due on April 3rd, and hosting office hours next Wednesday and Saturday at 8 PM.

6. Golden Gate – Kim Hinojos

K. Hinojos was not present at the March 2022 District Board Meeting.

7. Metro – Stefanie Peddijanto

S. Peddijanto recaps her Division Elections, stating that the election was invalid and her successor will be appointed by application. She states that her successor will implement a division mascot. She has been working with USC and reaching out to their board to get them involved in Circle K. S. Peddijanto expresses her gratitude to the Board for creating a productive and welcoming working environment throughout the term.

8. Paradise – Justin Luc

J. Luc introduces himself. He states that all clubs in his division have successfully held their elections and elected their next executive board members. He notes that the Division Election was invalid and his successor was appointed. He has been collecting resources and

transitional materials to assist his successor to transition smoothly into the next term.

9. Sunset – Joey Duong

J. Carolyn states her clubs successfully hosted their club elections and elected their next club elections. She has been working alongside her Division Leadership Team to prepare her successor for the upcoming term. She has been tabling with her clubs and is preparing to host a Division banquet. She did not host a March DCM to allow her club officers to prepare for District Convention. J. Carolyn hosted her Division Elections which were invalid. She is working with her Regional Advisor to appoint her successor. Additionally, she is assisting Stanford University get rechartered. Lastly, she thanks the Board for their hard work and thanks various individuals for assisting her throughout the term.

C. District Treasurer – Joyce Wu

J. Wu is preparing resources for her successor, as well as a resources for all the incoming Lt. Governors concerning Divisional Funds. She is compiling documents and ideas to assist all divisions with division funds. She recaps all the District fundraising totals for the term: PTP - \$4,124.18, KFH - \$3,670.68, Project CURE - \$4,237.44, Total DFIs - 12,032.30, ACS: \$1,772.93, Other Charities - \$17,063.74, Total - \$30,868.97. Lastly, J. Wu thanks the Board for their efforts with fundraising for various causes. She reminds the Board to submit their vouchers before April 1.

D. District Secretary – Douglas Shimizu

D. Shimizu states he has been preparing for the House of Delegates, including caucus sessions. He reports the final hour totals for the District: 17,813 service hours, 42,197 leadership hours, 34,001 fellowship hours. He thanks the District for their dedication to all three tenets. He successfully hosted Candidate Education Session Pt. 2 and thanks R. Tan and A. Piña for their support. Next, he oversaw the passing of various proposals from Ryan's term to the present, which includes District Council, table of contents, Division boundaries (actually), Service hours definitions. Furthermore, he oversaw District Elections! He notes there were some rocky parts and thanks the Lt. Governors for their support and patience, and congratulates all the Itg-elects. He has been preparing resources

for his successor, including organizing files, transitional packet and timeline for the term. He announces the Monthly Report Form portal is being released soon in collaboration with tech on the features and first release for the next term. He is finishing his overall secretary duties, including updating the DOP and Bylaws. Lastly, he thanks the board for their hard work and dedication this term. He thanks the advisors and Kiwanians for putting the student-lead back into the organization.

E. Director, Service Leadership Programs – Timothy Cunning

F. District Administrator – Patricia Ryder

G. District Governor – Ryan Kenneth Tan

R. Tan expresses his gratitude to the Board for their hard work through a challenging term. He states the term has been a huge success and hopes all individual Board officers have learned something about themselves or their interests. He congratulates the Board for their numerous accomplishments and thanks the Board for taking the opportunity to serve on the District Board. Lastly, he states the District has grown by two percent due to the clubs focusing on their own growth. He mentions the ratio to active and inactive clubs are almost even. He thanks the Kiwanians and District Office staff for their support and hard work throughout the duration of the term.

XI. Past Events

A. Candidate Education Session Pt. 2 – February 11th, 2022

XII. Upcoming Events

A. District Convention 2022 – March 25th – March 27th, 2022

XIII. Announcements

E. Reale encourages the Board to attend International Convention in Austin, Texas. R. Tan encourages the Board to support E. Reale as she runs for International Trustee.

E. Reale announces that International Awards have been released for all Board officers and encourages all clubs to apply for International Awards.

V. Meza-Perez announces My Melody will be taking place April 16 at UN Las Vegas and encourages all Board members to attend.

- XIV. **Closing Thoughts** – Emily Reale, Kiwanis Family & Foundations Chair
- XV. **Adjournment** – Ryan Kenneth Tan, District Governor

Respectfully Submitted:

Douglas Shimizu

Douglas Shimizu, 2021-2022 District Secretary

03/22/2022

Date

Ryan Kenneth Tan, 2021-2022 District Governor

Date

Patricia Ryder, 2021-2022 District Administrator

Date

CALIFORNIA-NEVADA-HAWAI'I DISTRICT

Circle K International

April 15, 2022
Special District Board Meeting Minutes

**CALIFORNIA-NEVADA-HAWAI'I DISTRICT
Circle K International**

**2022-2023 District Board of Officers
April 2022 Special District Board Meeting
Friday, April 15th, 2022, at 8:00 PM PT
Online via Zoom**

Attendance

Aaron Piña, District Governor
Caitleen Navarro, District Secretary
Sophia Emerson, Capital Lieutenant
Governor
Brandon Tran, Citrus Lieutenant
Governor

Khadija Rashidally Desert Oasis
Lieutenant Governor
Ping Tram, Foothill Lieutenant
Governor
Dania Santiago, Paradise Lieutenant
Governor

Guests:

Timothy Cunning, Director of Service
Leadership Programs
Patricia Ryder, District Administrator
Scott Smith, District Secretary Advisor
and Citrus Regional Advisor
Yaret Smith, Service Advisor and Citrus
Assistant Regional Advisor
Chris Tung, Fall Training Conference
Advisor
Dave Whitacre, Paradise Regional
Advisor and Communications &
Marketing Advisor
Kirsten Ireton, District Convention
Advisor and Kiwanis Family and
Foundation Advisor
Mariza Shavelle, Kiwanis Division 28
Lieutenant Governor-Elect
Fabiola Garcia, Cal Poly Pomona
Natalie Ip, Cal Poly Pomona
Alex Trinh, Cal Poly Pomona
Nicole Wu, Cal Poly Pomona
Brian Nito, CSU Channel Islands
Britney Chow, CSU Fullerton
Kristina Matsumoto, CSU Fullerton
Angelina Moonswami, CSU Fullerton
Douglas Shimizu, CSU Fullerton
Ryan Tan, CSU Fullerton

Alfonxine Chanel Cao, CSU Long
Beach
Edward Garcia, CSU Long Beach
Eve Huynh, Orange Coast College
Alyssa Le, Orange Coast College
DeAnn Le, Orange Coast College
Johnny Le, Orange Coast College
Sylvia Yu, Orange Coast College
Fernando Gutierrez, Pierce College
Stefanie Peddijanto, Pierce College
Elizabeth Bremberg, San Jose State
University
Stanley Truong, San Jose State
University
Bidane Martinez-Huerta, UC Berkeley
Harshita Rao, UC Davis
Jaden Nguyen, UC Los Angeles
Cristian Torres, UC Riverside
Kristine Mangahas, UC San Diego
Emily Reale, UC San Diego
Jackie Vallo, UN Reno

Executive Summary

The April 15, 2022 Special District Board Meeting was called to order at 8:01 PM PST by District Governor, Aaron Piña.

The Board approved the April 15, 2022 Special District Board Meeting Agenda.

The Board approved the 2022-2023 District Leadership Appointments.

The Board approved the Spring Training Conference 2022 North & South Proposal.

The Board approved the President's Retreat Location Proposal.

The Board delivered several announcements.

The April 15, 2022 Special District Board Meeting was adjourned at 8:43 PM PST by A. Piña.

Minutes

- I. **Call to Order** – Aaron Piña, District Governor – 8:01 PM PT
- II. **Opening Thoughts** – Aaron Piña, District Governor
- III. **Introduction of Guests** – Caitleen Navarro, District Secretary
- IV. **Approval of Agenda** – Aaron Piña, District Governor

District Governor, Aaron Piña presents the April Special District Board Meeting Agenda.

District Governor, Aaron Piña entertains a motion to approve the April 15, 2022 Special District Board Meeting Agenda.

Moved by Capital Lieutenant Governor, Sophia Emerson and seconded by Foothill Lieutenant Governor, Ping Tram

Motion passed.

No Discussion.

6 Ayes (unanimous), 0 opposed, 0 abstentions.

The April 15, 2022 Special District Board Meeting agenda was approved unanimously.

Aaron passes chair powers to Caitleen.

- V. **Approval of Items**
 - A. Approval of 2022-2023 District Chairs, District Treasurer, and Lieutenant Governor Appointments – Aaron Piña, District Governor
District Secretary, Caitleen Navarro entertains a motion to approve the District Leadership Appointments.

Moved by District Governor, Aaron Piña and seconded by Foothill Lieutenant Governor Ping Tram.

Motion passed.

No Discussion

6 Ayes (unanimous), 0 opposed, 0 abstentions

The 2022-2023 District Leadership Appointments was approved unanimously.

Caitleen passes chair powers to Aaron.

B. Spring Training Conference 2022 Proposal – Ryan Tan, Spring Training Conference Chair

Spring Training Conference Chair, Ryan Tan entertains a motion to approve the Spring Training Conference North & South Proposal.

Moved by District Governor, Aaron Piña and seconded by Paradise Lieutenant Governor, Dania Santiago.

Foothill Lieutenant Governor, Ping Tram asks when the application for workshops will be released.

Ryan responds by saying he has been in the process of creating the graphics and other advertisements to prepare for release, which will be on Sunday, April 17th.

Foothill Lieutenant Governor, Ping Tram comments that the backup location would be Cal Poly Pomona. Foothill Division's Banquet may overlap with the date of STC if they are selected as an alternative location/host for STC. Ryan responds with saying he will work with school representatives and appropriate LTG's to ensure that everything flows smoothly in that event.

Motion passes.

6 Ayes (unanimous), 0 opposed, 0 abstentions.

The Spring Training Conference 2022 North & South Proposal was approved unanimously.

Aaron passes chair powers to Caitleen.

C. President's Retreat Location – Aaron Piña, District Governor

District Secretary, Caitleen Navarro entertains a motion to approve the President's Retreat Location.

Moved by Capital Lieutenant Governor, Sophia Emerson and seconded by Foothill Lieutenant Governor, Ping Tram.

Motion passed.

No discussion.

6 Ayes (unanimous), 0 opposed, 0 abstentions.

The President's Retreat Location was approved unanimously.

Caitleen passes chair powers to Aaron.

VI. Announcements

Governor Aaron Piña discusses how Circle K International Convention registration is now open. The event will be held from July 24th to July 27th in Austin, Texas. More information will be released by On-to-CKIx Chair Emily Reale.

<https://www.circlek.org/events/convention/>

Desert Oasis LTG Khadija Rashidally shares information regarding My Melody held online and at UN Las Vegas happening from 6pm-10PM PST on Saturday, April 16th. All proceeds will go to independent charities. This fundraiser will showcase various talent acts.

<https://tinyurl.com/mm22registration>

Spring Training Conference Chair Ryan Tan shares information regarding Spring Training Conference. STC North will be on May 15th, and STC South will be on May 29th.

On-to-CKIx Chair Emily Reale shares information regarding various awards, ranging from individual to club, available on the International level of Circle K. Applications are now open.

<https://www.circlek.org/awards/>

VII. Closing Thoughts – Caitleen Navarro, District Secretary

VIII. Adjournment – Aaron Piña, District Governor – 8: 43 PM PT

Respectfully Submitted:



04/16/2022

Caitleen Navarro, 2022-2023 District Secretary

Date

Aaron Piña, 2022-2023 District Governor

Date

Patricia Ryder, 2022-2023 District Administrator

Date

CALIFORNIA-NEVADA-HAWAI'I DISTRICT
Circle K International

March 26th, 2022
69th House of Delegates

CALIFORNIA-NEVADA-HAWAI'I DISTRICT
Circle K International

Minutes for Approval

**CALIFORNIA-NEVADA-HAWAI'I DISTRICT
Circle K International**

**2021-2022 Cal-Nev-Ha District of Circle K International
69th House of Delegates
Saturday, March 26th, 2021, at 2:00 PM
The Westin Los Angeles Airport Hotel, Los Angeles, CA**

Attendance

Ryan Kenneth Tan, District Governor	Anna Le, Orange Coast College
Douglas Shimizu, District Secretary	Shain Nolia, Saddleback College
Joyce Wu, District Treasurer	David Ibarra, Saddleback College
Aaron Piña, Capital Lieutenant Governor	Ruhayah Pareja, UC Irvine
Brian Nifo, Central Coast Lieutenant Governor	Valerie Nguyen, UC Irvine
Johnny Le, Citrus Lieutenant Governor	Jaden LunbanTobing, UC Riverside
Vanessa Meza-Perez, Desert Oasis Lieutenant Governor	Terra Duron, UC Riverside
Ping Tram, Foothill Lieutenant Governor	Neleann Navarro, UN Las Vegas
Stefanie Peddijanto, Metro Lieutenant Governor	Andrea Solaegui, UN Las Vegas
Justin Luc, Paradise Lieutenant Governor	Vincent Hoang, Cal Poly Pomona
Joey Duong, Sunset Lieutenant Governor	Nicole Wu, Cal Poly Pomona
Vanessa Lee, Credentials Lead	Heally Ceballos, Los Angeles City College
Jamie Ly, Parliamentarian	Charles Quib, Los Angeles City College
Harshita Rao, UC Davis	Chloe Leung, Pasadena City College
Mariel Cecilio, UC Davis	Nazeli Khodaverdyan, Pasadena City College
Chio Saeyang, CSU Sacramento	Ilse Rojo, UC Berkeley
My-Thy Nguyen, CSU Sacramento	Bidane Martinez Huerta, UC Berkeley
Antonio Lang, UN Reno	Ryan Yoon, UC Los Angeles
Jackie Vallo, UN Reno	Andrew Yang, UC Los Angeles
Janet Chen, CSU Channel Islands	Audrey Halim, CSU Long Beach
Alvin Lim, CSU Channel Islands	Edward Garcia, CSU Long Beach
Britney Chow, CSU Fullerton	Joshua Castro, Pierce College
Megan Nguyen, CSU Fullerton	Trisha Vuong, Pierce College
Vivian Du, Irvine Valley College	Emily Reale, UC San Diego
Hashim Ali, Irvine Valley College	Dania Santiago, UC San Diego
Christine Tran, Orange Coast College	Elizabeth Bremberg, San Jose State University
	Stanley Truong, San Jose State University
	Anne Le, UC Santa Cruz

Executive Summary

The 69th House of Delegates was called to order at 2:00 PM PDT by District Governor, Ryan Kenneth Tan.

The House of Delegates Standing Rules, Agenda, and Report of Credentials Committee on Certification of Delegates were all unanimously approved.

Aaron Piña, University of Nevada, Reno, was elected as the 2022-2023 District Governor.

District Governor, Ryan Kenneth Tan, gave their 2021-2022 End of the Year Report,

Caitleen Navarro, University of Nevada, Reno, was elected as the 2022-2023 District Secretary.

District Secretary, Douglas Shimizu, gave their 2021-2022 End of the Year Report.

There was no valid election for the position of District Treasurer. An appointment will be made by District Governor-Elect, Aaron Piña.

District Treasurer, Joyce Wu, gave their 2021-2022 End of the Year Report.

The House of Delegates approved the Resolutions.

The House of Delegates was adjourned by R. Tan at 3:06 PM PDT

Minutes

I. **Call to Order** – Ryan Kenneth Tan, District Governor – 2:00 PM PDT

II. **Flag Salute** – Ryan Kenneth Tan, District Governor

III. **Opening Thoughts** – Joyce Wu, District Treasurer

IV. **Review of Parliamentary Procedure** – Jamie Ly, Parliamentarian

V. **Adoption of the Standing Rules of the House of Delegates**

District Governor, Ryan Kenneth Tan, CSU Fullerton, reviews the Standing Rules of the House of Delegates.

District Governor, Ryan Kenneth Tan, CSU Fullerton, entertains a motion to adopt the Standing Rules of the House of Delegates.

Moved by Chio Saeyang, CSU Sacramento, and seconded by Joey Duong, San Jose State University.

No discussion.

Motion passed unanimously.

VI. **Adoption of the Agenda**

District Governor, Ryan Kenneth Tan, CSU Fullerton, reviews the agenda.

District Governor, Ryan Kenneth Tan, CSU Fullerton, entertains a motion to approve the agenda.

Moved by Joey Duong, San Jose State University, and seconded by Vanessa Meza-Perez, UN Las Vegas.

No discussion.

Motion passed unanimously.

VII. Report of Credentials Committee on Certification of Delegates

Credentials Lead, Vanessa Lee, CSU Sacramento, reported that there were 52 delegates present representing 21 clubs. There were 20 clubs with 2 delegates, 1 club with 1 delegate, and 11 delegates at large. Majority vote was 27 votes, the supermajority with a 2/3 vote of the House was 35, and the unanimous vote was 52.

VIII. Governor Election

District Governor, Ryan Kenneth Tan, CSU Fullerton, entertains a motion to open the floor for nominations for the position of District Governor.

Moved by Vanessa Meza-Perez, UN Las Vegas, and seconded by Ryan Yoon, UC Los Angeles.

No discussion.

Motion passed unanimously.

Jackie Vallo, UN Reno, nominated Aaron Piña, UN Reno, for the position of District Governor, seconded by Justin Luc, UC San Diego.

Aaron Piña, UN Reno, accepts the nomination.

District Governor, Ryan Kenneth Tan, CSU Fullerton, entertains a motion to close the floor for nominations for the position of District Governor.

Moved by Chio Saeyang, CSU Sacramento, and seconded by Audrey Halim, CSU Long Beach.

No Discussion

Motion passed unanimously.

District Governor, Ryan Kenneth Tan, CSU Fullerton, entertains a motion to elect Aaron Piña, UN Reno, by acclimation.

Moved by Chio Saeyang, CSU Sacramento, seconded by Edward Garcia, CSU Long Beach.

Vanessa Meza-Perez, UN Las Vegas, clarifies what the alternative voting method would be if acclimation fails.

District Governor, Ryan Kenneth Tan, CSU Fullerton, clarifies the alternative would be a vote by ballot.

Emily Reale, UC San Diego, asks for a point of information regarding what acclimation is.

District Governor, Ryan Kenneth Tan, CSU Fullerton, clarifies vote by acclimation is used vote a candidate into office by a 100% vote of the House of Delegates. He clarifies the vote will be conducted by applause for, against, or abstaining from acclimation. He notes that if one person applauds against or abstains for acclimation, the motion will fail. He specifies the motion was made to speed up the House of Delegates, seeing that there is only one candidate running for office.

Chio Saeyang, CSU Sacramento, asks for a point of information to clarify the vote will be conducted by paper ballot if acclimation fails.

District Governor, Ryan Kenneth Tan, CSU Fullerton, clarifies the vote will be conducted by paper ballot if acclimation fails.

Elections proceeded through acclimation.

Vote by acclimation fails.

Elections proceeded through ballot voting.

Aaron Piña, UN Reno, was elected the 2022-2023 District Governor.

IX. Governor End-of-the-Year Report

District Governor, Ryan Kenneth Tan reflects on his term as District Governor and the past few years serving on the District Board. He notes he gained a new perspective serving the District through the pandemic. He states that the District grew by 2% for the first time in five years, the inactive to active club ratio is close to even this year, and the diversity in the types of clubs has increased. R. Tan thanks and congratulates the leaders of the District for their support throughout the term in making the District great.

X. Secretary Election

District Governor, Ryan Kenneth Tan, CSU Fullerton, entertains a motion to open the floor for nominations for the position of District Secretary.

Moved by Audrey Halim, CSU Long Beach, and seconded by Joey Duong, San Jose State University.

No discussion.

Motion passed unanimously.

My-Thy Nguyen, CSU Sacramento, nominated Caitleen Navarro, UN Reno, for the position of District Secretary, seconded by Antonio Lang, UN Reno.

Caitleen Navarro, UN Reno, accepts the nomination.

District Governor, Ryan Kenneth Tan, CSU Fullerton, entertains a motion to close the floor for nominations for the position of District Secretary.

Moved by Chio Saeyang, CSU Sacramento, and seconded by Neleann Navarro, UN Las Vegas.

No discussion.

Motion passed unanimously.

District Governor, Ryan Kenneth Tan, CSU Fullerton, entertains a motion to elect Caitleen Navarro, UN Reno, by acclimation.

Moved by Ryan Yoon, UC Los Angeles, seconded by Chio Saeyang, CSU Sacramento.

Elections proceeded through acclimation.

Vote by acclimation fails.

Elections proceeded through ballot voting.

Caitleen Navarro, UN Reno, was elected the 2022-2023 District Secretary.

XI. Secretary End-of-the-Year Report

District Secretary, Douglas Shimizu, reviewed the past term, discussing how it was an honor serving the CNH District as District Secretary. He thanks the club leaders for their patience and support in changing the processes to elect the future leaders of the District and other Operating Procedure changes. He thanks the club secretaries for their hard work in being the backbone for their clubs. He notes his original reason for running was to ensure each club had a solid foundation to serve their communities.

Lastly, he reported the CNH District Totals for the 2021-2022 term, which were 17,812.98 service hours, 42,197.04 leadership hours, and 34,001.23 fellowship hours.

XII. Treasurer Election

District Governor, Ryan Kenneth Tan, CSU Fullerton, entertains a motion to open the floor for nominations for the position of District Treasurer.

Moved by Audrey Halim, CSU Long Beach, and seconded by Chio Saeyang, CSU Sacramento.

No discussion.

Motion approved unanimously.

District Governor, Ryan Kenneth Tan, CSU Fullerton, entertains a motion to close the floor for nominations for the position of District Treasurer.

Moved by Emily Reale, UC San Diego, and seconded by Ping Tram, Pasadena City College.

No discussion.

Motion passed unanimously.

There was no valid election. The 2022-2023 District Treasurer will be appointed by District Governor-elect, Aaron Piña, UN Reno.

XIII. Treasurer End-of-the-Year Report

District Treasurer, Joyce Wu, began by stating the term was a challenge with the changing dues structure and fundraising returning from the pandemic.

She thanks the club leaders, members, Kiwanians, and advisors for their resilience, hard working in growing CNH's membership, and continuing to raise money for various charities.

Lastly, she reported the fundraising totals for the District, which were 1,330 members, \$4,124.18 for the Pediatric Trauma Program, \$3,600.68 for the Kiwanis Family House, \$4,237.44 for Project C.U.R.E., meaning a total of \$12,032.30 was raised for the District Fundraising Initiatives. She reports that \$17,72.93 for the American Cancer Society, \$17,063.74 for other charities, meaning the total funds raised is \$30,868.97.

XIV. Endorsements for International Offices

District Governor, Ryan Kenneth Tan, CSU Fullerton, entertains a motion to open the floor for endorsements for International Offices.

Moved by Aaron Piña, UN Reno, and seconded by Antonio Lang, UN Reno.

No discussion.

Motion passed unanimously.

Chloe Leung, Pasadena City College, nominates Emily Reale, UC San Diego for endorsement for International Trustee, seconded by Dania Santiago, UC San Diego.

Emily Reale, UC San Diego, accepts the nomination.

District Governor, Ryan Kenneth Tan, CSU Fullerton, entertains a motion to close the floor for endorsements for International Offices.

Moved by Chio Saeyang, CSU Sacramento, and seconded by Joey Duong, San Jose State University

No discussion.

Motion passed unanimously.

Endorsement proceeds by ballot.

Emily Reale, UC San Diego, received endorsement for the position of International Trustee from the Cal-Nev-Ha District.

XV. Bylaw Amendments

District Secretary, Douglas Shimizu, states there were no proposals to the District Bylaws.

XVI. Resolutions

Whereas, the special guests to our Convention have taken time out of their busy schedules to come and support our District at its District Convention, and whereas, they have been an integral part in making this a successful convention, now therefore be it resolved that this House of Delegates recognizes our special guests for their support and willingness to help.

Whereas, Kiwanis Governor Margo Dutton has been a support to our District, and whereas, we appreciate her care, be it resolved that this House of Delegates recognizes her support to the Circle K organization and all of the Kiwanis Family.

Whereas, Kiwanis District Secretary/Executive Director Mark McDonald, the District Office staff and the Kiwanis District Board have been a tremendous support to our District, and whereas, we sincerely appreciate their hard work and efforts, be it resolved that this House of Delegates recognizes them for their support and dedication to the Circle K organization.

Whereas, Director of Service Leadership Programs Timothy Cunning has been a constant source of support, day and night, for this District, and whereas, many of the District-sponsored activities depend on his work, now therefore, be it resolved that this House of Delegates extends its appreciation for his commitment and dedication.

Whereas, the Kiwanis District Committee for Circle K has been a tremendous support to our District, and whereas, the members have done a superb job mentoring our District Board officers and all Circle K members, now therefore be it resolved that this House of Delegates recognizes the members of the Kiwanis District Committee of Circle K, including District Administrator Patricia Ryder, for their hard work, dedication, and support.

Whereas, District Convention Chair, Hanna Lam, Convention Advisors Kirsten Ireton and Don Hull, and the District Convention Committee members have done an amazing job with the 2022 District Convention, and whereas they have put countless hours behind the scenes to meet and plan this historic convention so that we can have an efficiently run, organized and enjoyable weekend, now therefore, be it resolved that this House of Delegates recognizes and thank the District Convention Committee members for their hard work and effort.

Whereas, the Presidents and their boards of Cal-Nev-Ha Circle K have put countless hours behind the scenes in order to provide clubs and their members with exceptional educational resources and successful events, therefore be it resolved that this House of Delegates recognizes and thank the Presidents and their boards for their hard work and dedication.

Whereas, the members of the District Board of Officers have committed to making this year dedicated to the members of Cal-Nev-Ha Circle K, and whereas they have worked many hours with our clubs to bring out the best of this District and excel in all aspects of service, leadership, and fellowship, now

therefore, be it resolved that this House of Delegates recognizes the 2021
2022 Cal-Nev-Ha District Board of Officers for its work.

XVII. Benediction – Douglas Shimizu, District Secretary

Douglas Shimizu, CSU Fullerton, thanks the delegates for their patience and time in electing the next leaders of the District and endorsing a candidate for International Trustee. He reminds all members of the House of Delegates, gallery, Kiwanians, and advisors that each of them has the potential to make a difference in the members they lead and the communities you serve.

XVIII. Adjournment – Ryan Kenneth Tan, District Governor – 3:06 PM PDT

Respectfully Submitted:

Douglas Shimizu 03/29/2022

Douglas Shimizu, 2021-2022 District Secretary Date

Ryan Kenneth Tan, 2021-2022 District Governor Date

Patricia Ryder, 2021-2022 District Administrator Date

Kiwanis

Cal-Nev-Ha District

www.cnhkiwanis.org

Financial Statements For Quarter Ending March 31, 2022

Prepared Without Audit

Cal-Nev-Ha District of Kiwanis International

05/03/22

Balance Sheet

Accrual Basis

As of March 31, 2022

	Mar 31, 22	Mar 31, 21	\$ Change
ASSETS			
Current Assets			
Checking/Savings	298,964.16	251,570.17	47,393.99
Accounts Receivable	0.00	4,418.74	(4,418.74)
Other Current Assets			
114.10 · Merrill Lynch	85,682.35	84,927.25	755.10
120 · Accounts Receivable	72,482.15	9,172.40	63,309.75
130 · Inventory Asset	27,417.21	33,292.41	(5,875.20)
140 · Prepaid Expense	8,793.82	39,360.87	(30,567.05)
Total Other Current Assets	194,375.53	166,752.93	27,622.60
Total Current Assets	493,339.69	422,741.84	70,597.85
Fixed Assets	16,962.82	20,354.82	(3,392.00)
Other Assets			
170 · Deposits	11,095.00	9,500.00	1,595.00
Total Other Assets	11,095.00	9,500.00	1,595.00
TOTAL ASSETS	521,397.51	452,596.66	68,800.85
LIABILITIES & EQUITY			
Liabilities			
Current Liabilities			
Credit Cards	81,860.36	6,902.83	74,957.53
Other Current Liabilities	71,694.96	71,235.15	459.81
Total Current Liabilities	153,555.32	78,137.98	75,417.34
Long Term Liabilities			
242 · Deferred Revenue Life Member	25,610.81	27,176.48	(1,565.67)
Total Long Term Liabilities	25,610.81	27,176.48	(1,565.67)
Total Liabilities	179,166.13	105,314.46	73,851.67
Equity			
335.01 · Unrestricted Net Assets	129,791.57	81,172.15	48,619.42
340 · Temporarily Restr'd Net Assets	22,716.85	22,716.85	0.00
3900 · Retained Earnings	0.00	472.01	(472.01)
Net Income	189,722.96	242,921.19	(53,198.23)
Total Equity	342,231.38	347,282.20	(5,050.82)
TOTAL LIABILITIES & EQUITY	521,397.51	452,596.66	68,800.85

Cal-Nev-Ha District of Kiwanis International
General Fund Budget vs. Actual
 October 2021 through March 2022

	Oct '21 - Mar 22	Budget	\$ Over Budget
Ordinary Income/Expense			
Income			
401 · District Dues	447,595.50	530,400.00	-82,804.50
402 · New Member Add Fees	18,181.38	20,400.00	-2,218.62
405 · Life Member Fee	2,400.00	5,000.00	-2,600.00
411 · Honorary Membership	112.00	100.00	12.00
421 · SLP Operations Support	23,178.90	103,000.00	-79,821.10
422 · Foundation Support	9,677.50	19,355.00	-9,677.50
425 · District Sales Items	5,760.85	15,000.00	-9,239.15
428 · Printing & Copy Reimbursement	532.06	3,000.00	-2,467.94
429 · Shipping Cost	230.65	200.00	30.65
441 · Investment Income	179.09	2,200.00	-2,020.91
Total Income	507,847.93	698,655.00	-190,807.07
Gross Profit	507,847.93	698,655.00	-190,807.07
Expense			
Administrative & Salaries			
510 · Salary District Secretary	52,167.43	104,400.00	-52,232.57
511 · Salary Director of SLP	40,834.76	76,400.00	-35,565.24
512 · Salaries Office Personnel	54,258.33	119,000.00	-64,741.67
513 · Salary Part Time & Overtime	0.00	2,000.00	-2,000.00
520 · Payroll Taxes	12,010.36	24,100.00	-12,089.64
523 · Insurance Worker's Compensation	771.70	2,200.00	-1,428.30
524 · Medical Insurance	18,020.50	35,902.00	-17,881.50
525 · Vacation Accruals	-537.83	2,000.00	-2,537.83
526 · Pension Plan	12,310.31	24,227.00	-11,916.69
534 · Professional Fees	2,160.75	1,000.00	1,160.75
540 · Office Lease & Maintenance	33,652.72	65,910.00	-32,257.28
542 · Telephone	1,128.36	2,800.00	-1,671.64
544 · Office Supplies & Expense	3,664.85	3,000.00	664.85
546 · Postage & Shipping	1,207.94	1,200.00	7.94
548 · Printing	1,982.78	4,000.00	-2,017.22
549 · Stationery & Envelopes	0.00	200.00	-200.00
550 · Insurance and Bonds	1,253.00	900.00	353.00
552 · Travel District Secretary	2,853.20	6,500.00	-3,646.80
554 · Tax & License	-11.17	500.00	-511.17
555 · Computer Software & Supply	8,479.56	17,000.00	-8,520.44
556 · Equipment Maintenance	0.00	300.00	-300.00
558 · Leased Equipment	529.74	1,000.00	-470.26
560 · Staff Travel & Meeting Expense	453.02	1,000.00	-546.98
561 · Mileage Reimbursement Staff	62.06	200.00	-137.94

Cal-Nev-Ha District of Kiwanis International
General Fund Budget vs. Actual
 October 2021 through March 2022

	Oct '21 - Mar 22	Budget	\$ Over Budget
562 · Dues & Subscriptions	845.00	2,000.00	-1,155.00
566 · Audit Fees	2,380.73	5,200.00	-2,819.27
579 · Bank Charges & Cash Short	0.00	50.00	-50.00
Total Administrative & Salaries	250,478.10	502,989.00	-252,510.90
District Committees & Cabinet			
677 · KI Support NEW Club Bldg	0.00	2,500.00	-2,500.00
680 · Governor Cabinet & Parliamentarn	0.00	1,000.00	-1,000.00
682 · Membership	64.63	2,500.00	-2,435.37
688 · Finance Committee	0.00	100.00	-100.00
690 · Inter-Club Committee	11.78		
693 · Patriotism Committee	11.78	100.00	-88.22
697 · Teleconferencing	149.90	1,000.00	-850.10
699 · Committee Contingency Fund	0.00	500.00	-500.00
Total District Committees & Cabinet	238.09	7,700.00	-7,461.91
District Officers			
582 · Governor Travel & Office	6,842.92	25,000.00	-18,157.08
588 · Governor Elect Travel & Office	3,529.18	10,000.00	-6,470.82
590 · Immediate Past Governor T&O	1,126.50	3,500.00	-2,373.50
591 · Parliamentarian	0.00	1,000.00	-1,000.00
592 · Treasurer Travel & Office	1,439.73	3,500.00	-2,060.27
600 · Travel Lt Governors			
Lt Gov Contingency	0.00	-19,734.06	19,734.06
602 · Division 02	0.00	1,421.31	-1,421.31
603 · Division 03	206.04	1,005.00	-798.96
604 · Division 04	0.00	655.00	-655.00
605 · Division 05	0.00	1,727.00	-1,727.00
607 · Division 07	0.00	1,577.30	-1,577.30
608 · Division 08	0.00	1,404.76	-1,404.76
610 · Division 10	0.00	960.71	-960.71
611 · Division 11	0.00	877.35	-877.35
612 · Division 12	0.00	1,793.40	-1,793.40
613 · Division 13	0.00	1,171.64	-1,171.64
614 · Division 14	0.00	585.00	-585.00
615 · Division 15	0.00	1,228.44	-1,228.44
616 · Division 16	0.00	1,064.59	-1,064.59
618 · Division 18	0.00	2,507.96	-2,507.96
619 · Division 19	0.00	1,204.36	-1,204.36
620 · Division 20	0.00	2,101.00	-2,101.00
621 · Division 21	0.00	953.64	-953.64
622 · Division 22	0.00	5,825.00	-5,825.00
623 · Division 23	0.00	2,073.24	-2,073.24
624 · Division 24	0.00	1,379.56	-1,379.56
626 · Division 26	201.76	1,727.00	-1,525.24

Cal-Nev-Ha District of Kiwanis International
General Fund Budget vs. Actual
 October 2021 through March 2022

	Oct '21 - Mar 22	Budget	\$ Over Budget
627 · Division 27	0.00	1,452.58	-1,452.58
628 · Division 28	75.00	2,337.64	-2,262.64
629 · Division 29	0.00	615.00	-615.00
630 · Division 30	0.00	1,198.52	-1,198.52
631 · Division 31	0.00	1,334.98	-1,334.98
632 · Division 32	0.00	1,953.26	-1,953.26
633 · Division 33	527.23	1,763.40	-1,236.17
634 · Division 34	0.00	665.00	-665.00
635 · Division 35	0.00	1,281.96	-1,281.96
636 · Division 36	0.00	655.00	-655.00
637 · Division 37	0.00	1,275.08	-1,275.08
638 · Division 38	0.00	1,723.00	-1,723.00
639 · Division 39	0.00	1,960.52	-1,960.52
642 · Division 42	0.00	1,849.72	-1,849.72
643 · Division 43	0.00	645.00	-645.00
644 · Division 44	0.00	1,975.00	-1,975.00
645 · Division 45	0.00	1,605.88	-1,605.88
646 · Division 46	0.00	1,990.34	-1,990.34
647 · Division 47	0.00	2,208.92	-2,208.92
Total 600 · Travel Lt Governors	1,010.03	42,000.00	-40,989.97
650 · Trustees' Travel & Meeting			
Trustee Contingency	0.00	-6,606.74	6,606.74
651 · Region 01	0.00	1,010.94	-1,010.94
652 · Region 02	0.00	980.88	-980.88
653 · Region 03	0.00	993.36	-993.36
654 · Region 04	0.00	750.00	-750.00
655 · Region 05	0.00	1,755.58	-1,755.58
656 · Region 06	806.55	2,663.60	-1,857.05
657 · Region 07	272.72	994.40	-721.68
658 · Region 08	0.00	750.00	-750.00
659 · Region 09	457.60	2,289.20	-1,831.60
660 · Region 10	659.75	2,021.92	-1,362.17
661 · Region 11	688.72	1,605.92	-917.20
662 · Region 12	0.00	1,486.32	-1,486.32
663 · Region 13	0.00	1,035.90	-1,035.90
664 · Region 14	511.20	2,663.60	-2,152.40
665 · Region 15	0.00	750.00	-750.00
666 · Region 16	459.68	750.00	-290.32
667 · Region 17	357.96	2,105.12	-1,747.16
Total 650 · Trustees' Travel & Meeting	4,214.18	18,000.00	-13,785.82
670 · Lt Governor Training Conference	2,750.34	20,000.00	-17,249.66
675 · Trustee Training	5,352.21	8,000.00	-2,647.79
Total District Officers	26,265.09	131,000.00	-104,734.91

Cal-Nev-Ha District of Kiwanis International
General Fund Budget vs. Actual
 October 2021 through March 2022

	Oct '21 - Mar 22	Budget	\$ Over Budget
Publication Cal-Nev-Ha Magazine			
762 · Printing Cal-Nev-Ha Magazine	0.00	8,500.00	-8,500.00
Total Publication Cal-Nev-Ha Magazine	0.00	8,500.00	-8,500.00
Service Leadership Programs			
695 · Key Leader Coordinators	0.00	1,000.00	-1,000.00
720 · Circle K Committee	0.00	700.00	-700.00
721 · Circle K Administrator	0.00	5,000.00	-5,000.00
722 · Key Club Committee	0.00	5,700.00	-5,700.00
723 · Key Club Administrator	2,218.69	5,000.00	-2,781.31
724 · KIWIN'S Committee	0.00	1,500.00	-1,500.00
725 · KIWIN'S Administrator	0.00	5,000.00	-5,000.00
728 · Builders Club Administrator	214.00	1,600.00	-1,386.00
730 · K Kids Committee	1,361.40	1,600.00	-238.60
731 · Aktion Club Committee	0.00	1,600.00	-1,600.00
732 · Travel Director of SLP	1,572.11	4,000.00	-2,427.89
Total Service Leadership Programs	5,366.20	32,700.00	-27,333.80
750 · District Sale Items	4,770.25	10,500.00	-5,729.75
Total Expense	287,117.73	693,389.00	-406,271.27
Net Ordinary Income	220,730.20	5,266.00	215,464.20
Other Income/Expense			
Other Income	308.05		
Other Expense	1,930.00	4,498.00	-2,568.00
Net Other Income	-1,621.95	-4,498.00	2,876.05
Net Income	219,108.25	768.00	218,340.25

Cal-Nev-Ha District of Kiwanis International Mid Year South Budget Report

October 2021 through March 2022

	Oct '21 - Mar 22	Budget	\$ Over Budget	Oct '21 - Mar 22
Ordinary Income/Expense				
Income				
20.410 · Registration Fees	12,465.00	20,935.00	-8,470.00	12,465.00
20.412 · Meal Income	13,099.00	19,110.00	-6,011.00	13,099.00
20.414 · Booth Sales	100.00	350.00	-250.00	100.00
20.415 · Merchandise Sales	2,874.42	1,500.00	1,374.42	2,874.42
20.418 · Rebate Income	386.84			386.84
Total Income	28,925.26	41,895.00	-12,969.74	28,925.26
Gross Profit	28,925.26	41,895.00	-12,969.74	28,925.26
Expense				
20.555 · Audio Visual Workshops		500.00	-500.00	
20.558 · Audio Visual General Session	4,526.84	3,500.00	1,026.84	4,526.84
20.561 · Awards	6.39	50.00	-43.61	6.39
20.566 · Audit Fee	132.86	250.00	-117.14	132.86
20.570 · Board Meeting Expense	335.54			335.54
20.579 · Bank Fee/Cash short-over	-11.00			-11.00
20.582 · Clerical & Accounting	7,501.72	7,500.00	1.72	7,501.72
20.591 · Conv Hosted Housing & Meals	1,858.90	1,000.00	858.90	1,858.90
20.594 · Credit Card Processing Fees	919.84	1,000.00	-80.16	919.84
20.606 · Flowers & Decorations		200.00	-200.00	
20.616 · Int'l Counselor Housing & Meals	949.01	1,000.00	-50.99	949.01
20.618 · Meals	12,513.82	19,110.00	-6,596.18	12,513.82
20.645 · Postage & Shipping Expense	4.77			4.77
20.648 · Pre Planning Expense	95.20	200.00	-104.80	95.20
20.651 · Printing	135.33	300.00	-164.67	135.33
20.663 · Registration & Sign Expense	525.67	500.00	25.67	525.67
20.666 · Speakers Honorarium & Travel		1,000.00	-1,000.00	
20.669 · SLP Governors	812.62	200.00	612.62	812.62
20.672 · Staff Travel, Meals & Lodging	2,639.18	2,500.00	139.18	2,639.18
20.679 · Office Supplies	206.53	200.00	6.53	206.53
20.680 · Merchandise Sold	1,907.23	1,150.00	757.23	1,907.23
20.681 · Taxes & Insurance	616.62	550.00	66.62	616.62
20.684 · Telephone	153.01	300.00	-146.99	153.01
20.690 · Van & Truck Rental	260.49	400.00	-139.51	260.49
Total Expense	36,090.57	41,410.00	-5,319.43	36,090.57
Net Ordinary Income	-7,165.31	485.00	-7,650.31	-7,165.31
Net Income	-7,165.31	485.00	-7,650.31	-7,165.31

Cal-Nev-Ha District of Kiwanis International Mid Year North Revenue & Expense Report

October 2021 through March 2022

	Oct '21 - Mar 22	Budget	\$ Over Budget	Oct '21 - Mar 22
Ordinary Income/Expense				
Income				
20.410 · Registration Fees	10,530.00	15,100.00	-4,570.00	10,530.00
20.412 · Meal Income	16,320.00	17,975.00	-1,655.00	16,320.00
20.414 · Booth Sales	225.00			225.00
20.415 · Merchandise Sales	2,756.53	1,500.00	1,256.53	2,756.53
Total Income	29,831.53	34,575.00	-4,743.47	29,831.53
Gross Profit	29,831.53	34,575.00	-4,743.47	29,831.53
Expense				
20.555 · Audio Visual Workshops	800.00			800.00
20.558 · Audio Visual General Session	4,614.96	3,500.00	1,114.96	4,614.96
20.561 · Awards	9.08	50.00	-40.92	9.08
20.566 · Audit Fee	119.08	250.00	-130.92	119.08
20.579 · Bank Fee/Cash short-over	-1.00			-1.00
20.582 · Clerical & Accounting	5,502.95	5,500.00	2.95	5,502.95
20.588 · Hotel & Conv Ctr Rent & Fees	600.00			600.00
20.591 · Conv Hosted Housing & Meals	768.69	300.00	468.69	768.69
20.594 · Credit Card Processing Fees	1,302.62	700.00	602.62	1,302.62
20.606 · Flowers & Decorations	120.75	200.00	-79.25	120.75
20.615 · Hotel Cost, Power & Security		200.00	-200.00	
20.618 · Meals	16,154.14	17,975.00	-1,820.86	16,154.14
20.622 · Music & Entertainment	271.38			271.38
20.645 · Postage & Shipping Expense	3.71			3.71
20.648 · Pre Planning Expense	814.80	200.00	614.80	814.80
20.651 · Printing	109.75	200.00	-90.25	109.75
20.663 · Registration & Sign Expense	525.65	150.00	375.65	525.65
20.666 · Speakers Honorarium & Travel		400.00	-400.00	
20.669 · SLP Governors	663.92	150.00	513.92	663.92
20.672 · Staff Travel, Meals & Lodging	3,028.57	2,100.00	928.57	3,028.57
20.679 · Office Supplies	206.54	100.00	106.54	206.54
20.680 · Merchandise Sold	2,011.33	1,130.00	881.33	2,011.33
20.681 · Taxes & Insurance	463.62	550.00	-86.38	463.62
20.684 · Telephone	153.01	250.00	-96.99	153.01
20.690 · Van & Truck Rental	467.70	600.00	-132.30	467.70
Total Expense	38,711.25	34,505.00	4,206.25	38,711.25
Net Ordinary Income	-8,879.72	70.00	-8,949.72	-8,879.72
Net Income	-8,879.72	70.00	-8,949.72	-8,879.72

Cal-Nev-Ha District of Kiwanis International
Profit & Loss by Class
October 2021 through March 2022

	2022 Rose Float	Aktion Club	Club Leadership Education	District Convention	General Fund	Kiwanis Activities	MYN	MYS	TOTAL
Ordinary Income/Expense									
Income									
20.410 - Registration Fees	0.00	0.00	0.00	0.00	0.00	0.00	10,530.00	12,465.00	22,995.00
20.412 - Meal Income	0.00	0.00	0.00	0.00	0.00	0.00	16,320.00	13,099.00	29,419.00
20.414 - Booth Sales	0.00	0.00	0.00	0.00	0.00	0.00	225.00	100.00	325.00
20.415 - Merchandise Sales	0.00	0.00	0.00	0.00	0.00	0.00	2,756.53	2,874.42	5,630.95
20.416 - Rebate Income	0.00	0.00	0.00	0.00	0.00	0.00	0.00	386.84	386.84
26.430 - Rose Float Income	85,452.92	0.00	0.00	0.00	0.00	0.00	0.00	0.00	85,452.92
401 - District Dues	0.00	0.00	0.00	0.00	447,595.50	0.00	0.00	0.00	447,595.50
402 - New Member Add Fees	0.00	0.00	0.00	0.00	18,181.38	0.00	0.00	0.00	18,181.38
405 - Life Member Fee	0.00	0.00	0.00	0.00	2,400.00	0.00	0.00	0.00	2,400.00
411 - Honorary Membership	0.00	0.00	0.00	0.00	112.00	0.00	0.00	0.00	112.00
421 - SLP Operations Support	0.00	0.00	0.00	0.00	23,178.90	0.00	0.00	0.00	23,178.90
422 - Foundation Support	0.00	0.00	0.00	0.00	9,677.50	0.00	0.00	0.00	9,677.50
425 - District Sales Items	0.00	0.00	0.00	0.00	5,760.85	0.00	0.00	0.00	5,760.85
428 - Printing & Copy Reimbursement	0.00	0.00	0.00	0.00	532.06	0.00	0.00	0.00	532.06
429 - Shipping Cost	0.00	0.00	0.00	0.00	230.65	0.00	0.00	0.00	230.65
441 - Investment Income	0.00	0.00	0.00	0.00	179.09	0.00	0.00	0.00	179.09
Total Income	85,452.92	0.00	0.00	0.00	507,847.93	0.00	29,831.53	28,925.26	652,057.64
Gross Profit	85,452.92	0.00	0.00	0.00	507,847.93	0.00	29,831.53	28,925.26	652,057.64
Expense									
Administrative & Salaries	0.00	0.00	0.00	0.00	250,478.10	0.01	0.00	0.00	250,478.11
District Committees & Cabinet	0.00	0.00	0.00	0.00	238.09	0.00	0.00	0.00	238.09
District Officers	0.00	0.00	0.00	0.00	26,265.09	0.00	0.00	0.00	26,265.09
Service Leadership Programs	0.00	0.00	0.00	0.00	5,366.20	0.00	0.00	0.00	5,366.20
750 - District Sale Items	0.00	0.00	0.00	0.00	4,770.25	0.00	0.00	0.00	4,770.25
20.555 - Audio Visual Workshops	0.00	0.00	0.00	0.00	0.00	0.00	800.00	0.00	800.00
20.558 - Audio Visual General Session	0.00	0.00	0.00	0.00	0.00	0.00	4,614.96	4,526.84	9,141.80
20.561 - Awards	0.00	0.00	0.00	206.67	0.00	0.00	9.08	6.39	222.14
20.563 - Bad debts	0.00	0.00	130.00	0.00	0.00	0.00	0.00	0.00	130.00
20.566 - Audit Fee	0.00	0.00	35.01	551.73	0.00	0.00	119.08	132.86	838.68
20.570 - Board Meeting Expense	0.00	0.00	0.00	0.00	0.00	0.00	0.00	335.54	335.54
20.579 - Bank Fee/Cash short-over	0.00	0.00	0.00	0.00	0.00	0.00	-1.00	-12.00	-12.00
20.582 - Clerical & Accounting	0.00	0.00	0.00	0.00	0.00	0.00	5,502.95	7,501.72	13,004.67
20.586 - Hotel & Conv Ctr Rent & Fees	0.00	0.00	0.00	0.00	0.00	0.00	600.00	0.00	600.00
20.591 - Conv Hosted Housing & Meals	0.00	0.00	0.00	0.00	0.00	0.00	768.69	1,858.90	2,627.59
20.594 - Credit Card Processing Fees	0.00	0.00	29.19	29.19	0.00	0.00	1,302.62	919.84	2,280.84
20.606 - Flowers & Decorations	0.00	0.00	0.00	0.00	0.00	0.00	120.75	0.00	120.75
20.616 - Int'l Counselor Housing & Meals	0.00	0.00	0.00	0.00	0.00	0.00	0.00	949.01	949.01
20.618 - Meals	0.00	0.00	0.00	0.00	0.00	0.00	16,154.14	12,513.82	28,667.96
20.622 - Music & Entertainment	0.00	0.00	0.00	0.00	0.00	0.00	271.38	0.00	271.38
20.645 - Postage & Shipping Expense	0.00	0.00	0.00	8.95	0.00	0.00	3.71	4.77	17.43
20.646 - Pre Planning Expense	0.00	0.00	0.00	483.64	0.00	0.00	814.80	95.20	1,393.64
20.651 - Printing	0.00	0.00	0.00	0.00	0.00	0.00	109.75	135.33	245.08
20.663 - Registration & Sign Expense	0.00	0.00	0.00	512.00	0.00	0.00	525.65	525.67	1,563.32
20.669 - SLP Governors	0.00	0.00	0.00	0.00	0.00	0.00	663.92	812.62	1,476.54
20.672 - Staff Travel, Meals & Lodging	0.00	0.00	0.00	0.00	0.00	0.00	3,028.57	2,639.18	5,667.75
20.679 - Office Supplies	0.00	0.00	0.00	413.02	0.00	0.00	206.54	206.53	868.77
20.680 - Merchandise Sold	0.00	0.00	0.00	0.00	0.00	0.00	2,011.33	1,907.23	3,918.56
20.681 - Taxes & Insurance	0.00	0.00	0.00	85.50	0.00	0.00	463.62	616.62	1,165.74
20.684 - Telephone	0.00	0.00	0.00	286.88	0.00	0.00	153.01	153.01	592.90
20.690 - Van & Truck Rental	0.00	0.00	0.00	120.00	0.00	0.00	467.70	260.49	848.19
26.500 - Rose Float District Project exp	95,754.33	0.00	0.00	0.00	0.00	0.00	0.00	0.00	95,754.33
29.679 - Telephone CLE	0.00	0.00	57.38	0.00	0.00	0.00	0.00	0.00	57.38
29.686 - Training Material CLE	0.00	0.00	47.00	0.00	0.00	0.00	0.00	0.00	47.00
Total Expense	95,754.33	42.68	298.58	2,697.58	287,117.73	0.01	38,711.25	36,090.57	460,712.73
Net Ordinary Income	-10,301.41	-42.68	-298.58	-2,697.58	220,730.20	-0.01	-8,879.72	-7,165.31	191,344.91
Other Income/Expense									
Other Income									
841 - Other Income	0.00	0.00	0.00	0.00	308.05	0.00	0.00	0.00	308.05
Total Other Income	0.00	0.00	0.00	0.00	308.05	0.00	0.00	0.00	308.05
Other Expense									
Reserves & Other Expense	0.00	0.00	0.00	0.00	1,930.00	0.00	0.00	0.00	1,930.00
Total Other Expense	0.00	0.00	0.00	0.00	1,930.00	0.00	0.00	0.00	1,930.00
Net Other Income	0.00	0.00	0.00	0.00	-1,621.95	0.00	0.00	0.00	-1,621.95
Net Income	-10,301.41	-42.68	-298.58	-2,697.58	219,108.25	-0.01	-8,879.72	-7,165.31	189,722.96

Circle K

Cal-Nev-Ha District of Circle K International

www.cnhcirclek.org

Financial Statements
For Quarter Ending
March 31, 2022

Prepared Without Audit

Cal-Nev-Ha Circle K District
Balance Sheet Prev Year Comparison
As of March 31, 2022

	Mar 31, 22	Mar 31, 21
ASSETS		
Current Assets		
Checking/Savings		
105 · Chino Bank Checking #2332	60,204.95	19,164.48
111 · Chino Money Market	30,086.44	28,939.00
Total Checking/Savings	90,291.39	48,103.48
Other Current Assets		
130 · Inventory	1,027.33	2,090.82
140 · Prepaid Expenses		
140.05 · Pre Paid Expense General	202.01	0.00
Total 140 · Prepaid Expenses	202.01	0.00
170 · Deposits		
170.30 · Deposit Old Oak Ranch	500.00	500.00
170.50 · Deposits 2021 CK DCON Riverside	1,525.00	1,525.00
170.60 · Deposit 2023 Riverside	3,625.00	3,625.00
Total 170 · Deposits	5,650.00	5,650.00
Total Other Current Assets	6,879.34	7,740.82
Total Current Assets	97,170.73	55,844.30
TOTAL ASSETS	97,170.73	55,844.30
LIABILITIES & EQUITY		
Liabilities		
Current Liabilities		
Other Current Liabilities		
205.00 · Accounts Payable		
205.20 · A/P Kiwanis CNH Foundation	11,601.62	0.00
205.30 · A/P CNH Kiwanis	351.90	1,438.67
Total 205.00 · Accounts Payable	11,953.52	1,438.67
Total Other Current Liabilities	11,953.52	1,438.67
Total Current Liabilities	11,953.52	1,438.67
Total Liabilities	11,953.52	1,438.67
Equity		
335 · Undesignated Net Assets	29,959.86	29,959.86
3900 · Retained Earnings	-2,235.45	0.00
Net Income	57,492.80	24,445.77
Total Equity	85,217.21	54,405.63
TOTAL LIABILITIES & EQUITY	97,170.73	55,844.30

Cal-Nev-Ha Circle K District
General Fund Revenue & Expense vs Budget
 July 2021 through March 2022

	General Fund		
	Jul '21 - Mar 22	Budget	\$ Over Budget
Ordinary Income/Expense			
Income			
401 · District Dues	12,500.00	15,000.00	-2,500.00
417 · Int'l Convention Revenue	0.00	400.00	-400.00
418 · President's Retreat	615.38	720.00	-104.62
420 · Fund Raising Events			
421 · DP Crazy Komp PTP			
Crazy Komp Expense	-1,601.00		
Crazy Komp Income	1,601.00		
Total 421 · DP Crazy Komp PTP	0.00		
422 · Kiwanis Family House			
KFH Income	835.80		
Total 422 · Kiwanis Family House	835.80		
423 · PTP Contributions	0.00		
426 · District Fundraising Initiative			
FR Initiative Expense	-89.56		
FR Initiative Income	2,152.22		
Total 426 · District Fundraising Initiative	2,062.66		
420 · Fund Raising Events - Other	1,579.29		
Total 420 · Fund Raising Events	4,477.75		
440 · Investment Income			
440.10 · Interest Income	102.12	0.00	102.12
440 · Investment Income - Other	0.00	100.00	-100.00
Total 440 · Investment Income	102.12	100.00	2.12
Total Income	17,695.25	16,220.00	1,475.25
Expense			
Administrative			
541 · Computer Supplies & Support	105.27	200.00	-94.73
542 · Telephone	59.19	400.00	-340.81
542.05 · Web Site Maintenance	45.00	150.00	-105.00
544 · Office Supplies	19.05	300.00	-280.95
546 · Postage	12.64	200.00	-187.36
548 · Printing & Stationery	136.59	500.00	-363.41
566 · Audit Fees	85.70	150.00	-64.30
579 · Bank Charges & Over/Short	0.00	25.00	-25.00

Cal-Nev-Ha Circle K District
General Fund Revenue & Expense vs Budget
 July 2021 through March 2022

	General Fund		
	Jul '21 - Mar 22	Budget	\$ Over Budget
699.01 · CNH District Convention Expense	100.23	75.00	25.23
699.03 · SLP Department Expense	2,571.17	5,500.00	-2,928.83
Total Administrative	3,134.84	7,500.00	-4,365.16
Committee			
682 · Membership Development	0.00	100.00	-100.00
684 · Training Funds Reimbursement	0.00	300.00	-300.00
685 · Kiwanis Committee Reimbursement	0.00	1,750.00	-1,750.00
690 · Kiwanis Family Chair	0.00	400.00	-400.00
692 · International Convention	1,010.80	1,400.00	-389.20
693 · DLS Service Project			
693.01 · Service Project Chair	0.00	250.00	-250.00
693.05 · Service Projects Expenses	0.00	150.00	-150.00
Total 693 · DLS Service Project	0.00	400.00	-400.00
694 · Membership Rec. Chair	0.00	150.00	-150.00
695 · Tech Chair	0.00	150.00	-150.00
697 · Comm & Marketing Chair	44.99	150.00	-105.01
698 · Miscellaneous	0.00	50.00	-50.00
699.05 · Admin & Operations Chair	20.78	100.00	-79.22
Total Committee	1,076.57	4,950.00	-3,873.43
Lt. Governors Travel & Per Diem			
601 · Lt. Governor T&O Capital	37.52	250.00	-212.48
602 · Lt. Governor T&O Central Coast	132.41	250.00	-117.59
603 · Lt. Governor T&O Metro	0.00	250.00	-250.00
604 · Lt. Governor T&O Citrus	0.00	250.00	-250.00
605 · Lt. Governor T&O Paradise	73.26	250.00	-176.74
606 · Lt. Governor T&O Desert Oasis	220.00	250.00	-30.00
607 · Lt. Governor T&O Foothill	44.77	250.00	-205.23
609 · Lt. Governor T&O Golden Gate	123.38	250.00	-126.62
610 · Lt. Governor T&O Sunset	0.00	250.00	-250.00
614 · Lt. Governor T&O - Other	300.81		
Total Lt. Governors Travel & Per Diem	932.15	2,250.00	-1,317.85

Cal-Nev-Ha Circle K District
General Fund Revenue & Expense vs Budget
 July 2021 through March 2022

	General Fund		
	Jul '21 - Mar 22	Budget	\$ Over Budget
Officer and Board			
582 · Governor Travel & Expense	217.97	1,500.00	-1,282.03
591 · Secretary Travel & Office	287.34	600.00	-312.66
592 · Treasurer Travel & Office	0.00	750.00	-750.00
597.02 · Hawaii Students Travel to DCON	0.00	1,500.00	-1,500.00
597.03 · Incentive Program	0.00	250.00	-250.00
598 · Retreat Expense	184.83	690.00	-505.17
Total Officer and Board	690.14	5,290.00	-4,599.86
20.540 · Credit Card Fees	35.38		
Total Expense	5,869.08	19,990.00	-14,120.92
Net Ordinary Income	11,826.17	-3,770.00	15,596.17
Other Income/Expense			
Other Income			
District Project Revenue			
843.05 · DLSSP Income	0.00	0.00	0.00
844 · Kiwanis Family House	0.00	0.00	0.00
845 · DP Income - Envior. Def. Fund	0.00	0.00	0.00
846 · District Project Income PTP	0.00	0.00	0.00
Total District Project Revenue	0.00	0.00	0.00
910 · Transfer District Conv Profit	0.00	2,000.00	-2,000.00
911 · Transfer FTC Profit	0.00	2,000.00	-2,000.00
Total Other Income	0.00	4,000.00	-4,000.00
Other Expense			
District Project Expense			
851 · District Project Expense PTP			
851.01 · Crazy Komp Expense (PTP)	0.00	0.00	0.00
Total 851 · District Project Expense PTP	0.00	0.00	0.00
852.05 · DLSSP Expense	0.00	0.00	0.00
853 · Contributions KFH	0.00	0.00	0.00

Cal-Nev-Ha Circle K District
General Fund Revenue & Expense vs Budget
 July 2021 through March 2022

	General Fund		
	Jul '21 - Mar 22	Budget	\$ Over Budget
854 · DP Expense Envior. Def. Fund	0.00	0.00	0.00
857 · Contributions Children's Def Fd	0.00	0.00	0.00
Total District Project Expense	0.00	0.00	0.00
856 · Contributions District Projects	-2,592.92	0.00	-2,592.92
Total Other Expense	-2,592.92	0.00	-2,592.92
Net Other Income	2,592.92	4,000.00	-1,407.08
Net Income	14,419.09	230.00	14,189.09

**Cal-Nev-Ha Circle K District
Profit & Loss by Class
July 2021 through March 2022**

	District Convention	Fall Training Conference	General Fund	TOTAL
Ordinary Income/Expense				
Income				
20.401 · Registration Fees				
401.01 · Early Registration	32,110.00	37,620.00	0.00	69,730.00
401.03 · Registration	13,395.00	7,040.00	0.00	20,435.00
Total 20.401 · Registration Fees	45,505.00	44,660.00	0.00	90,165.00
20.420 · Fund Raising Income				
420.01 · Fund Raising Ads	0.00	140.00	0.00	140.00
20.420 · Fund Raising Income - Other	0.00	1,484.41	0.00	1,484.41
Total 20.420 · Fund Raising Income	0.00	1,624.41	0.00	1,624.41
401 · District Dues	0.00	0.00	12,500.00	12,500.00
418 · President's Retreat	0.00	0.00	615.38	615.38
420 · Fund Raising Events				
421 · DP Crazy Komp PTP				
Crazy Komp Expense	0.00	0.00	-1,601.00	-1,601.00
Crazy Komp Income	0.00	0.00	1,601.00	1,601.00
Total 421 · DP Crazy Komp PTP	0.00	0.00	0.00	0.00
422 · Kiwanis Family House				
KFH Income	0.00	0.00	835.80	835.80
Total 422 · Kiwanis Family House	0.00	0.00	835.80	835.80
423 · PTP Contributions	0.00	0.00	0.00	0.00
426 · District Fundraising Initiative				
FR Initiative Expense	0.00	0.00	-89.56	-89.56
FR Initiative Income	0.00	0.00	2,152.22	2,152.22
Total 426 · District Fundraising Initiative	0.00	0.00	2,062.66	2,062.66
420 · Fund Raising Events - Other	0.00	0.00	1,579.29	1,579.29
Total 420 · Fund Raising Events	0.00	0.00	4,477.75	4,477.75
440 · Investment Income				
440.10 · Interest Income	0.00	0.00	102.12	102.12
Total 440 · Investment Income	0.00	0.00	102.12	102.12
Total Income	45,505.00	46,284.41	17,695.25	109,484.66

**Cal-Nev-Ha Circle K District
Profit & Loss by Class
July 2021 through March 2022**

	District Convention	Fall Training Conference	General Fund	TOTAL
Expense				
Administrative				
541 · Computer Supplies & Support	0.00	0.00	105.27	105.27
542 · Telephone	0.00	0.00	59.19	59.19
542.05 · Web Site Maintenance	0.00	0.00	45.00	45.00
544 · Office Supplies	0.00	0.00	19.05	19.05
546 · Postage	0.00	0.00	12.64	12.64
548 · Printing & Stationery	0.00	0.00	136.59	136.59
566 · Audit Fees	0.00	0.00	85.70	85.70
699.01 · CNH District Convention Expense	0.00	0.00	100.23	100.23
699.03 · SLP Department Expense	0.00	0.00	2,571.17	2,571.17
Total Administrative	0.00	0.00	3,134.84	3,134.84
Committee				
692 · International Convention	0.00	0.00	1,010.80	1,010.80
697 · Comm & Marketing Chair	0.00	0.00	44.99	44.99
699.05 · Admin & Operations Chair	0.00	0.00	20.78	20.78
Total Committee	0.00	0.00	1,076.57	1,076.57
Lt. Governors Travel & Per Diem				
601 · Lt. Governor T&O Capital	0.00	0.00	37.52	37.52
602 · Lt. Governor T&O Central Coast	0.00	0.00	132.41	132.41
605 · Lt. Governor T&O Paradise	0.00	0.00	73.26	73.26
606 · Lt. Governor T&O Desert Oasis	0.00	0.00	220.00	220.00
607 · Lt. Governor T&O Foothill	0.00	0.00	44.77	44.77
609 · Lt. Governor T&O Golden Gate	0.00	0.00	123.38	123.38
614 · Lt. Governor T&O - Other	0.00	0.00	300.81	300.81
Total Lt. Governors Travel & Per Diem	0.00	0.00	932.15	932.15
Officer and Board				
582 · Governor Travel & Expense	0.00	0.00	217.97	217.97
591 · Secretary Travel & Office	0.00	0.00	287.34	287.34
598 · Retreat Expense	0.00	0.00	184.83	184.83
Total Officer and Board	0.00	0.00	690.14	690.14
20.510 · FTC/DCON Audit Fees	345.68	304.45	0.00	650.13
20.512 · Awards	500.00	0.00	0.00	500.00
20.522 · Board Officer Pins	151.04	0.00	0.00	151.04
20.530 · Comp Housing				
530.07 · Comp Board Housing	2,000.00	0.00	0.00	2,000.00
Total 20.530 · Comp Housing	2,000.00	0.00	0.00	2,000.00
20.540 · Credit Card Fees	0.00	0.00	35.38	35.38

2:56 PM

05/04/22

Accrual Basis

Cal-Nev-Ha Circle K District
Profit & Loss by Class
 July 2021 through March 2022

	District Convention	Fall Training Conference	General Fund	TOTAL
20.570 · Camp Fees-Housing & Meals				
570.06 · Sound Tech	0.00	300.00	0.00	300.00
20.570 · Camp Fees-Housing & Meals - Other	0.00	35,775.00	0.00	35,775.00
Total 20.570 · Camp Fees-Housing & Meals	0.00	36,075.00	0.00	36,075.00
20.666 · Printing	0.99	663.61	0.00	664.60
20.670 · Registration Supplies	135.69	25.86	0.00	161.55
20.672 · Rental Van	189.12	325.35	0.00	514.47
20.686 · Souvenir Item	3,155.99	4,694.94	0.00	7,850.93
20.730 · FTC/DCON Telephone	88.79	59.19	0.00	147.98
Total Expense	6,567.30	42,148.40	5,869.08	54,584.78
Net Ordinary Income	38,937.70	4,136.01	11,826.17	54,899.88
Other Income/Expense				
Other Expense				
856 · Contributions District Projects	0.00	0.00	-2,592.92	-2,592.92
Total Other Expense	0.00	0.00	-2,592.92	-2,592.92
Net Other Income	0.00	0.00	2,592.92	2,592.92
Net Income	38,937.70	4,136.01	14,419.09	57,492.80

Cal-Nev-Ha Circle K District
District Convention Revenue & Expense vs Budget
July 2021 through March 2022

	District Convention		
	Jul '21 - Mar 22	Budget	\$ Over Budget
Ordinary Income/Expense			
Income			
20.401 · Registration Fees			
401.01 · Early Registration	32,110.00	85,500.00	-53,390.00
401.02 · Kiwanis Registration	0.00	1,900.00	-1,900.00
401.03 · Registration	13,395.00	8,600.00	4,795.00
401.06 · Day Pass Registration	0.00	500.00	-500.00
Total 20.401 · Registration Fees	45,505.00	96,500.00	-50,995.00
20.412 · Housing Rebate	0.00	3,000.00	-3,000.00
20.420 · Fund Raising Income			
420.01 · Fund Raising Ads	0.00	250.00	-250.00
Total 20.420 · Fund Raising Income	0.00	250.00	-250.00
Total Income	45,505.00	99,750.00	-54,245.00
Expense			
Administrative	0.00	0.00	0.00
20.508 · Audio Visual	0.00	5,500.00	-5,500.00
20.510 · FTC/DCON Audit Fees	345.68	750.00	-404.32
20.512 · Awards	500.00	2,500.00	-2,000.00
20.520 · Band or DJ	0.00	450.00	-450.00
20.522 · Board Officer Pins	151.04	125.00	26.04
20.530 · Comp Housing			
530.06 · Comp Meals	0.00	2,240.00	-2,240.00
530.07 · Comp Board Housing	2,000.00	1,771.00	229.00
530.09 · Comp VIP Housing	0.00	2,760.00	-2,760.00
Total 20.530 · Comp Housing	2,000.00	6,771.00	-4,771.00
20.540 · Credit Card Fees	0.00	0.00	0.00
20.550 · Flowers & Decorations	0.00	250.00	-250.00
20.565 · Honors Reception	0.00	1,500.00	-1,500.00
20.576 · Meals Convention			
576.03 · Saturday Dinner	0.00	27,500.00	-27,500.00
576.05 · Sunday Brunch	0.00	20,000.00	-20,000.00
576.06 · Saturday Lunch	0.00	22,500.00	-22,500.00
576.07 · Board Lunch	0.00	750.00	-750.00
Total 20.576 · Meals Convention	0.00	70,750.00	-70,750.00
20.660 · FTC/DCON Postage	0.00	0.00	0.00

Cal-Nev-Ha Circle K District
District Convention Revenue & Expense vs Budget
July 2021 through March 2022

	District Convention		
	Jul '21 - Mar 22	Budget	\$ Over Budget
20.662 · Pre Convention/FTC Planning			
662.05 · DCON Chair Pre-Planning Expense	0.00	100.00	-100.00
20.662 · Pre Convention/FTC Planning - Other	0.00	500.00	-500.00
Total 20.662 · Pre Convention/FTC Planning	0.00	600.00	-600.00
20.666 · Printing	0.99	750.00	-749.01
20.670 · Registration Supplies			
670.05 · Software	0.00	75.00	-75.00
20.670 · Registration Supplies - Other	135.69	500.00	-364.31
Total 20.670 · Registration Supplies	135.69	575.00	-439.31
20.672 · Rental Van	189.12	450.00	-260.88
20.676 · Ribbons	0.00	350.00	-350.00
20.680 · Refunds DCON 2020	0.00	0.00	0.00
20.686 · Souvenir Item	3,155.99	5,000.00	-1,844.01
20.687 · New Member Pins	0.00	0.00	0.00
20.706 · Staff Travel/Housing	0.00	700.00	-700.00
20.730 · FTC/DCON Telephone	88.79	200.00	-111.21
Total Expense	6,567.30	97,221.00	-90,653.70
Net Ordinary Income	38,937.70	2,529.00	36,408.70
Net Income	38,937.70	2,529.00	36,408.70

Cal-Nev-Ha Circle K District
Fall Training Conference Revenue & Expense vs Budget
 July 2021 through March 2022

	Fall Training Conference			TOTAL
	Jul '21 - Mar 22	Budget	\$ Over Budget	Jul '21 - Mar 22
Ordinary Income/Expense				
Income				
20.401 · Registration Fees	44,660.00	90,120.00	-45,460.00	44,660.00
20.420 · Fund Raising Income	1,624.41	150.00	1,474.41	1,624.41
Total Income	46,284.41	90,270.00	-43,985.59	46,284.41
Expense				
Officer and Board	0.00	150.00	-150.00	0.00
20.510 · FTC/DCON Audit Fees	304.45	750.00	-445.55	304.45
20.512 · Awards	0.00	100.00	-100.00	0.00
20.520 · Band or DJ	0.00	400.00	-400.00	0.00
20.530 · Comp Housing	0.00	2,111.00	-2,111.00	0.00
20.550 · Flowers & Decorations	0.00	275.00	-275.00	0.00
20.563 · Water and Snacks	0.00	150.00	-150.00	0.00
20.570 · Camp Fees-Housing & Meals	36,075.00	70,797.00	-34,722.00	36,075.00
20.571 · Incentive Prizes	0.00	250.00	-250.00	0.00
20.662 · Pre Convention/FTC Planning	0.00	200.00	-200.00	0.00
20.666 · Printing	663.61	2,500.00	-1,836.39	663.61
20.670 · Registration Supplies	25.86	375.00	-349.14	25.86
20.672 · Rental Van	325.35	525.00	-199.65	325.35
20.686 · Souvenir Item	4,694.94	6,250.00	-1,555.06	4,694.94
20.687 · New Member Pins	0.00	425.00	-425.00	0.00
20.730 · FTC/DCON Telephone	59.19	75.00	-15.81	59.19
20.740 · Workshops	0.00	75.00	-75.00	0.00
20.745 · Contribution	0.00	0.00	0.00	0.00
Total Expense	42,148.40	85,408.00	-43,259.60	42,148.40
Net Ordinary Income	4,136.01	4,862.00	-725.99	4,136.01
Other Income/Expense				
Other Expense				
856 · Contributions District Projects	0.00	550.00	-550.00	0.00
Total Other Expense	0.00	550.00	-550.00	0.00
Net Other Income	0.00	-550.00	550.00	0.00
Net Income	4,136.01	4,312.00	-175.99	4,136.01

KIWIN'S

Cal-Nev-Ha District of Key Club International

www.cnhkiwins.org

Financial Statements
For Quarter Ending
March 31, 2022

Prepared Without Audit

Cal-Nev-Ha District of KIWIN'S
Balance Sheet Prev Year Comparison
As of March 31, 2022

	<u>Mar 31, 22</u>	<u>Mar 31, 21</u>
ASSETS		
Current Assets		
Checking/Savings		
105 · Chino Bank Checking #2225	42,867.56	15,560.58
111 · Chino Money Market	28,842.43	17,707.87
Total Checking/Savings	<u>71,709.99</u>	<u>33,268.45</u>
Other Current Assets		
140 · Prepaid Expense	101.10	0.00
Total Other Current Assets	<u>101.10</u>	<u>0.00</u>
Total Current Assets	<u>71,811.09</u>	<u>33,268.45</u>
TOTAL ASSETS	<u>71,811.09</u>	<u>33,268.45</u>
LIABILITIES & EQUITY		
Liabilities		
Current Liabilities		
Other Current Liabilities		
205 · Accounts Payable	12,641.17	285.14
225 · Deferred Revenue	598.96	598.96
Total Other Current Liabilities	<u>13,240.13</u>	<u>884.10</u>
Total Current Liabilities	<u>13,240.13</u>	<u>884.10</u>
Total Liabilities	<u>13,240.13</u>	<u>884.10</u>
Equity		
320 · Temporarily Restricted Funds	0.00	300.00
335 · Undesignated Net Assets	15,176.41	14,876.41
3900 · Retained Earnings	4,834.33	0.00
Net Income	38,560.22	17,207.94
Total Equity	<u>58,570.96</u>	<u>32,384.35</u>
TOTAL LIABILITIES & EQUITY	<u>71,811.09</u>	<u>33,268.45</u>

General Fund Revenue & Expense vs Budget

July 2021 through March 2022

	General Fund		
	Jul '21 - Mar 22	Budget	\$ Over Budget
Ordinary Income/Expense			
Income			
Income			
401 · District Dues	10,997.00	12,600.00	-1,603.00
440 · Interest Income	97.26	80.00	17.26
Total Income	11,094.26	12,680.00	-1,585.74
420 · Fund Raising Events			
421 · Fall Rally South			
FRS Expense	-2,710.00		
FRS Income	5,398.00		
Total 421 · Fall Rally South	2,688.00		
423 · Awake-A-Thon			
AA Thon Expense	-928.56		
AA Thon Income	1,400.00		
Total 423 · Awake-A-Thon	471.44		
429 · PTP Contributions	0.00		
Total 420 · Fund Raising Events	3,159.44		
Total Income	14,253.70	12,680.00	1,573.70
Gross Profit	14,253.70	12,680.00	1,573.70
Expense			
Administrative			
541 · Computer software/equip/email	105.28	200.00	-94.72
542 · Telephone			
542.02 · Telephone	59.19	0.00	59.19
542 · Telephone - Other	0.00	350.00	-350.00
Total 542 · Telephone	59.19	350.00	-290.81

General Fund Revenue & Expense vs Budget

July 2021 through March 2022

	General Fund		
	Jul '21 - Mar 22	Budget	\$ Over Budget
544 · Office Supplies	19.05	50.00	-30.95
545 · Web Site Maintenance	204.00	204.00	0.00
546 · Postage	4.77	75.00	-70.23
548 · Printing & Stationary	271.06	250.00	21.06
566 · Audit Fees	39.36	100.00	-60.64
699.03 · SLP Department Expense	1,866.88	5,150.00	-3,283.12
Total Administrative	2,569.59	6,379.00	-3,809.41
Committee Expense			
682 · MD&E Chair	0.00	40.00	-40.00
685 · Sid Smith Award Expense	0.00	0.00	0.00
687 · Int'l Convention Travel Gov/DA	50.00	50.00	0.00
690 · KFF Chair	0.00	40.00	-40.00
694 · Asst. Gov/Awards Chair	0.00	40.00	-40.00
695 · Webmaster	0.00	40.00	-40.00
696 · Convention Chair Expense	0.00	40.00	-40.00
699 · Kiwanis KIWIN'S Committee Reimb	0.00	200.00	-200.00
699.05 · Training Funds Reimbursement	0.00	250.00	-250.00
Total Committee Expense	50.00	700.00	-650.00
Lt. Governors Travel & Per Diem			
602 · Lt. Governor T&O Goldstone	0.00	240.00	-240.00
603 · Lt. Governor T&O Ruby	0.00	160.00	-160.00
604 · Lt. Governor T&O Diamond	30.00	160.00	-130.00
605 · Lt. Governor T&O Jet	179.55	320.00	-140.45
607 · Lt. Governor T&O Jade	247.96	160.00	87.96
608 · Lt. Governor T&O Emerald	0.00	200.00	-200.00
611 · Lt. Governor T&O Crystal	0.00	240.00	-240.00
612 · Lt. Governor T&O Turquoise	103.20	120.00	-16.80
614 · Lt. Governor T&O Sapphire	0.00	80.00	-80.00
Total Lt. Governors Travel & Per Diem	560.71	1,680.00	-1,119.29

General Fund Revenue & Expense vs Budget

July 2021 through March 2022

	General Fund		
	Jul '21 - Mar 22	Budget	\$ Over Budget
Officer & Board			
582 · Governor T&O	197.71	2,000.00	-1,802.29
591 · Secretary T&O	0.00	215.00	-215.00
592 · Treasurer T&O	0.00	215.00	-215.00
594 · Publication Editor T&O	0.00	180.00	-180.00
650 · Board Reserve	0.00	360.00	-360.00
Total Officer & Board	197.71	2,970.00	-2,772.29
Total Expense	3,378.01	11,729.00	-8,350.99
Net Ordinary Income	10,875.69	951.00	9,924.69
Other Income/Expense			
Other Income			
845 · District Project Income			
Thirst Project	0.00	0.00	0.00
UNICEF	30.00		
Total 845 · District Project Income	30.00	0.00	30.00
846 · Fall Rally South Income	0.00	0.00	0.00
847 · Fall Rally North Income	0.00	0.00	0.00
864 · Fund Raising Income-Eliminate			
864.05 · PTP Contributions	0.00	0.00	0.00
Total 864 · Fund Raising Income-Eliminate	0.00	0.00	0.00
Total Other Income	30.00	0.00	30.00
Other Expense			
856 · Fall Rally (S) Expense	0.00	0.00	0.00
858 · Contribution-Kiwanis CNH Fdn	0.00	0.00	0.00
862 · Thirst Project	0.00	0.00	0.00
876 · Ribbon Expense	0.00	0.00	0.00
885 · CNH District Convention Expense	100.23	0.00	100.23
Total Other Expense	100.23	0.00	100.23
Net Other Income	-70.23	0.00	-70.23
Net Income	10,805.46	951.00	9,854.46

**Cal-Nev-Ha District of KIWIN'S
Profit & Loss by Class
July 2021 through March 2022**

	<u>District Convention</u>	<u>General Fund</u>	<u>TOTAL</u>
Ordinary Income/Expense			
Income			
Income	0.00	11,094.26	11,094.26
20.401 · Convention Registration Fees	27,495.00	0.00	27,495.00
20.420 · Fundraising	600.00	0.00	600.00
420 · Fund Raising Events	0.00	3,159.44	3,159.44
Total Income	<u>28,095.00</u>	<u>14,253.70</u>	<u>42,348.70</u>
Gross Profit	28,095.00	14,253.70	42,348.70
Expense			
Administrative	0.00	2,569.59	2,569.59
Committee Expense	0.00	50.00	50.00
Lt. Governors Travel & Per Diem	0.00	560.71	560.71
Officer & Board	0.00	197.71	197.71
20.510 · Audit Fees	224.95	0.00	224.95
20.522 · Board Officer Pins	80.84	0.00	80.84
20.666 · Convention Printing	0.26	0.00	0.26
20.730 · Convention Telephone	59.19	0.00	59.19
Total Expense	<u>365.24</u>	<u>3,378.01</u>	<u>3,743.25</u>
Net Ordinary Income	27,729.76	10,875.69	38,605.45
Other Income/Expense			
Other Income			
845 · District Project Income	25.00	30.00	55.00
Total Other Income	25.00	30.00	55.00
Other Expense			
885 · CNH District Convention Expense	0.00	100.23	100.23
Total Other Expense	0.00	100.23	100.23
Net Other Income	25.00	-70.23	-45.23
Net Income	<u><u>27,754.76</u></u>	<u><u>10,805.46</u></u>	<u><u>38,560.22</u></u>

District Convention Revenue & Expense vs Budget

July 2021 through March 2022

	District Convention		
	Jul '21 - Mar 22	Budget	\$ Over Budget
Ordinary Income/Expense			
Income			
20.401 · Convention Registration Fees			
401.01 · Registration Fee Member	27,495.00	72,930.00	-45,435.00
401.03 · Late Registration Member	0.00	7,050.00	-7,050.00
Total 20.401 · Convention Registration Fees	27,495.00	79,980.00	-52,485.00
20.410 · Hotel Rebate	0.00	3,000.00	-3,000.00
20.420 · Fundraising			
420.04 · Sponsorships	600.00	7,500.00	-6,900.00
Total 20.420 · Fundraising	600.00	7,500.00	-6,900.00
Total Income	28,095.00	90,480.00	-62,385.00
Gross Profit	28,095.00	90,480.00	-62,385.00
Expense			
20.506 · Adult Criminal Background Check	0.00	500.00	-500.00
20.508 · Audio Visual	0.00	5,000.00	-5,000.00
20.510 · Audit Fees	224.95	750.00	-525.05
20.512 · Awards	0.00	3,000.00	-3,000.00
20.520 · Convention DJ	0.00	300.00	-300.00
20.522 · Board Officer Pins	80.84	100.00	-19.16
20.530 · Convention Housing			
530.02 · Comp Board Meals	0.00	2,394.00	-2,394.00
530.04 · Comp Committee Meals	0.00	1,890.00	-1,890.00
530.06 · Comp VIP Meals	0.00	1,512.00	-1,512.00
530.07 · Comp Board Housing	0.00	3,336.00	-3,336.00
530.08 · Comp Committee Housing	0.00	3,902.00	-3,902.00
530.09 · Comp VIP Housing	0.00	1,757.00	-1,757.00
Total 20.530 · Convention Housing	0.00	14,791.00	-14,791.00
20.550 · Flowers & Decorations	0.00	200.00	-200.00
20.563 · Travel Assistance	0.00	1,000.00	-1,000.00
20.565 · Hospitality Programs	0.00	800.00	-800.00

District Convention Revenue & Expense vs Budget

July 2021 through March 2022

	District Convention		
	Jul '21 - Mar 22	Budget	\$ Over Budget
20.576 · Meals			
576.03 · Saturday Dinner	0.00	19,796.00	-19,796.00
576.05 · Sunday Brunch	0.00	14,140.00	-14,140.00
576.06 · Saturday Lunch	0.00	16,968.00	-16,968.00
Total 20.576 · Meals	0.00	50,904.00	-50,904.00
20.660 · Convention Postage	0.00	0.00	0.00
20.666 · Convention Printing	0.26		
20.670 · Registration Supplies			
670.05 · Ootoweb Expense (Ootoweb Expense)	0.00	75.00	-75.00
20.670 · Registration Supplies - Other	0.00	250.00	-250.00
Total 20.670 · Registration Supplies	0.00	325.00	-325.00
20.672 · Van Rental	0.00	400.00	-400.00
20.676 · Convention Ribbons	0.00	300.00	-300.00
20.680 · Refunds DCON 2020	0.00	0.00	0.00
20.686 · Souvenir Item	0.00	5,500.00	-5,500.00
20.690 · Speaker Fees	0.00	700.00	-700.00
20.706 · Staff Travel	0.00	725.00	-725.00
20.730 · Convention Telephone	59.19	125.00	-65.81
20.740 · Convention Workshops	0.00	100.00	-100.00
Total Expense	365.24	85,520.00	-85,154.76
Net Ordinary Income	27,729.76	4,960.00	22,769.76
Other Income/Expense			
Other Income			
845 · District Project Income			
UNICEF	25.00		
Total 845 · District Project Income	25.00		
Total Other Income	25.00		
Net Other Income	25.00		
Net Income	27,754.76	4,960.00	22,794.76

Key Club

Cali-Nev-Ha District of Key Club International

www.cnhkeyclub.org

Financial Statements
For Quarter Ending
March 31, 2022

Prepared Without Audit

Cali-Nev-Ha District of Key Club Int'l Balance Sheet Prev Year Comparison

05/04/22

Accrual Basis

As of March 31, 2022

	<u>Mar 31, 22</u>	<u>Mar 31, 21</u>	<u>% Change</u>
ASSETS			
Current Assets			
Checking/Savings			
105 · Chino Bank Checking #2217	239,193.22	28,597.35	736.4%
111 · Chino Money Market	58,979.98	43,703.08	35.0%
115 · Merrill Lynch 02277	126,867.08	122,278.05	3.8%
Total Checking/Savings	425,040.28	194,578.48	118.4%
Other Current Assets			
130 · Inventory	168.12	34.82	382.8%
Total Other Current Assets	168.12	34.82	382.8%
Total Current Assets	425,208.40	194,613.30	118.5%
Fixed Assets			
155 · Furniture & Fixtures	1,603.70	1,603.70	0.0%
157 · Office Machines & Equipment	8,990.50	10,207.64	-11.9%
169 · Accumulated Depreciation	-10,593.72	-10,858.79	2.4%
Total Fixed Assets	0.48	952.55	-100.0%
Other Assets			
140 · Prepaid Expense	395.57	0.00	100.0%
170 · Deposits	120,563.37	103,344.50	16.7%
Total Other Assets	120,958.94	103,344.50	17.0%
TOTAL ASSETS	<u>546,167.82</u>	<u>298,910.35</u>	<u>82.7%</u>
LIABILITIES & EQUITY			
Liabilities			
Current Liabilities			
Other Current Liabilities			
205 · Accounts Payable	129,181.69	90,107.38	43.4%
225 · Deferred Revenue	3,000.00	0.00	100.0%
Total Other Current Liabilities	132,181.69	90,107.38	46.7%
Total Current Liabilities	132,181.69	90,107.38	46.7%
Total Liabilities	132,181.69	90,107.38	46.7%
Equity			
3900 · Undesignated Net Assets	172,462.29	163,310.06	5.6%
Net Income	241,523.84	45,492.91	430.9%
Total Equity	413,986.13	208,802.97	98.3%
TOTAL LIABILITIES & EQUITY	<u>546,167.82</u>	<u>298,910.35</u>	<u>82.7%</u>

Cali-Nev-Ha District of Key Club Int'l
General Fund Revenue & Expense vs Budget
 July 2021 through March 2022

	General		
	Jul '21 - Mar 22	Budget	\$ Over Budget
Ordinary Income/Expense			
Income			
401 · District Dues	127,218.00	0.00	127,218.00
404 · District Sales Items	3,289.00		
Income	0.00	141,750.00	-141,750.00
420 · Fund Raising Events			
421 · Fall Rally South			
421.1 · FRS Income	64,628.00	0.00	64,628.00
421.2 · FRS Expense	-64,628.00	0.00	-64,628.00
Total 421 · Fall Rally South	0.00	0.00	0.00
422 · Fall Rally North			
422.1 · FRN Income	34,992.22	0.00	34,992.22
422.2 · FRN Expense	-34,992.22	0.00	-34,992.22
Total 422 · Fall Rally North	0.00	0.00	0.00
425 · PTP Contributions	250.00	0.00	250.00
Total 420 · Fund Raising Events	250.00	0.00	250.00
440 · Investment Income			
440.10 · Interest Income	205.88	0.00	205.88
440.20 · Dividend Income	5,832.83	0.00	5,832.83
440.30 · Unrealized Loss/Gain	-4,896.63	0.00	-4,896.63
440 · Investment Income - Other	0.00	3,500.00	-3,500.00
Total 440 · Investment Income	1,142.08	3,500.00	-2,357.92
Total Income	131,899.08	145,250.00	-13,350.92
Gross Profit	131,899.08	145,250.00	-13,350.92
Expense			
Administrative & Office			
520 · District Sales Items Cost	6,257.71		
540 · Credit Card Service Fees	0.00	50.00	-50.00
541 · Computer Software/Equip/Email	842.35	500.00	342.35
542 · Telephone			
542.01 · Conference Calls	1,149.90	2,000.00	-850.10
542.02 · Telephone	1,127.50	2,500.00	-1,372.50
542 · Telephone - Other	355.18	0.00	355.18
Total 542 · Telephone	2,632.58	4,500.00	-1,867.42
544 · Office Supplies	10.64	250.00	-239.36
546 · Postage	113.01	1,200.00	-1,086.99

Cali-Nev-Ha District of Key Club Int'l
General Fund Revenue & Expense vs Budget
 July 2021 through March 2022

	General		
	Jul '21 - Mar 22	Budget	\$ Over Budget
548 · Printing & Stationary			
548.02 · Printing & Stationary General	1,000.33		
548 · Printing & Stationary - Other	0.00	2,000.00	-2,000.00
Total 548 · Printing & Stationary	1,000.33	2,000.00	-999.67
549 · Professional Fees Merrill Lynch	150.00	150.00	0.00
566 · Audit Fees	513.76	1,200.00	-686.24
579 · Bank Charges & Over/Short	0.00	0.00	0.00
699.03 · SLP Department Expense	18,740.85	92,700.00	-73,959.15
Total Administrative & Office	30,261.23	102,550.00	-72,288.77
Committee Expense			
685 · Prada Scholarship (Matching)	0.00	500.00	-500.00
690 · District Project Chair T&O	0.00	50.00	-50.00
691 · MD&E Chair T&O	0.00	50.00	-50.00
692 · Policy, Int'l & Elec. Chair T&O	0.00	50.00	-50.00
693 · Kiwanis Family & Fdn Chair T&O	0.00	50.00	-50.00
694 · Membership Recognitio Chair T&O	68.30	50.00	18.30
695.01 · Comm & Marketing Chair T&O	0.00	50.00	-50.00
696 · Convention Chair Expense	0.00	50.00	-50.00
697 · News Editor Chair T&O	0.00	50.00	-50.00
697.01 · Tech Editor Expense	0.00	50.00	-50.00
697.02 · Strategic Planning Chair	0.00	50.00	-50.00
697.03 · DVME Chair	0.00	50.00	-50.00
698 · Miscellaneous Expense	0.00	0.00	0.00
699.01 · Kiwanis Committe Reimbursement	0.00	6,000.00	-6,000.00
699.05 · FDN Training Funds Reimbursen	0.00	3,500.00	-3,500.00
Total Committee Expense	68.30	10,550.00	-10,481.70
Lt. Governors Travel & Per Diem			
602 · Lt. Governor T&O Div. 2 North	0.00	225.00	-225.00
602.01 · Lt. Governor T&O Div. 2 South	0.00	200.00	-200.00
603 · Lt. Governor T&O Div. 3 North	0.00	125.00	-125.00
603.01 · Lt. Governor T&O Div 3 South	0.00	175.00	-175.00
604 · Lt. Governor T&O Div. 4 East	0.00	250.00	-250.00
604.01 · Lt. Governor T&O Div. 4 West	0.00	250.00	-250.00
604.02 · Lt. Governor T & O Div. 4 North	0.00	275.00	-275.00
604.03 · Lt Governor T&O Div. 4 South	0.00	250.00	-250.00
604.04 · Lt. Governor T&O Div. 4 Central	0.00	150.00	-150.00
605 · Lt. Governor T&O Div. 5 North	0.00	200.00	-200.00
605.01 · Lt. Governor T&O Div. 5 South	0.00	150.00	-150.00
607 · Lt. Governor T&O Div. 7 North	0.00	100.00	-100.00
607.01 · Lt. Governor T & O Div. 7 South	0.00	250.00	-250.00
607.02 · Lt Governor T&O Div. 7 West	40.65	175.00	-134.35

Cali-Nev-Ha District of Key Club Int'l
General Fund Revenue & Expense vs Budget
 July 2021 through March 2022

	General		
	Jul '21 - Mar 22	Budget	\$ Over Budget
608 · Lt. Governor T&O Div. 8	0.00	325.00	-325.00
610 · Lt. Governor T&O Div. 10 North	0.00	125.00	-125.00
610.01 · Lt. Governor T&O Div 10 South	0.00	250.00	-250.00
611 · Lt. Governor T&O Div. 11	116.91	350.00	-233.09
612 · Lt. Governor T&O Div. 12 West	0.00	250.00	-250.00
612.01 · Lt. Governor T&O Div. 12 East	0.00	275.00	-275.00
612.02 · Lt. Gov. T&O Div. 12 South	0.00	275.00	-275.00
613 · Lt. Governor T&O Div. 13 North	139.49	300.00	-160.51
613.01 · Lt. Governor T&O Div. 13 South	100.00	250.00	-150.00
613.03 · Div 13 West LTG T&O	0.00	225.00	-225.00
614 · Lt. Governor T&O Div. 14	0.00	200.00	-200.00
615 · Lt. Governor T&O Div. 15 East	0.00	200.00	-200.00
615.01 · Lt. Governor T&O Div 15 North	0.00	200.00	-200.00
615.02 · Lt. Governor T&O Div. 15 South	0.00	150.00	-150.00
615.03 · Lt. Governor T&O Div. 15 West	0.00	150.00	-150.00
616 · Lt. Governor T&O Div. 16 North	0.00	250.00	-250.00
616.01 · LT. Gov T&O Div. 16 South	0.00	200.00	-200.00
616.03 · Div. 16 East LTG T&O	0.00	225.00	-225.00
616.04 · Div. 16 West LTG T&O	0.00	125.00	-125.00
618 · Lt. Governor T&O Div. 18 East	0.00	100.00	-100.00
618.01 · Lt. Governor T&O Div 18 West	0.00	75.00	-75.00
619 · Lt. Governor T&O Div. 19 South	0.00	300.00	-300.00
619.01 · Lt. Governor T&O Div. 19 North	0.00	225.00	-225.00
620 · Lt. Governor T&O Div. 20	0.00	150.00	-150.00
621 · Lt. Governor T&O Div. 21	0.00	350.00	-350.00
622 · Lt. Governor T&O Div. 22 H	0.00	175.00	-175.00
622.01 · Lt. Governor T&O Div. 22 K	0.00	250.00	-250.00
622.02 · Lt. Governor T&O Div. 22 M	0.00	1,000.00	-1,000.00
623 · Lt. Governor T&O Div. 23	214.19	325.00	-110.81
624 · Lt. Governor T&O Div. 24/29	0.00	175.00	-175.00
626 · Lt. Governor T&O Div. 26 South	0.00	250.00	-250.00
626.05 · Lt. Governor T&O Div. 26 North	0.00	325.00	-325.00
627 · Lt. Governor T&O Div. 27 North	0.00	225.00	-225.00
627.01 · Lt. Governor T&O Div 27 South	0.00	175.00	-175.00
628.01 · Lt. Governor T&O Div. 28 South	0.00	225.00	-225.00
628.02 · Lt. Governor T&O Div. 28 North	0.00	225.00	-225.00
628.03 · Lt. Governor T&O Div. 28 West	0.00	225.00	-225.00
628.04 · Lt Governor T&O Division 28 Eas	0.00	200.00	-200.00
630 · Lt. Governor T&O Div. 30 North	0.00	350.00	-350.00
630.01 · Lt. Governor T&O Div. 30 South	0.00	300.00	-300.00
631 · Lt. Governor T&O Div. 31	0.00	250.00	-250.00
632 · Lt. Governor T&O Div. 32	0.00	235.00	-235.00
633 · Lt. Governor T&O Div. 33	0.00	150.00	-150.00
634 · Lt. Governor T&O Div. 34 North	0.00	375.00	-375.00
634.01 · Lt. Governor T&O Div. 34 South	0.00	250.00	-250.00
635 · Lt. Governor T&O Div. 35 East	0.00	300.00	-300.00

Cali-Nev-Ha District of Key Club Int'l
General Fund Revenue & Expense vs Budget
 July 2021 through March 2022

	General		
	Jul '21 - Mar 22	Budget	\$ Over Budget
635.01 · Lt. Governor T&O Div. 35 West	0.00	350.00	-350.00
636 · Lt. Governor T&O Div. 36 East	0.00	150.00	-150.00
636.01 · Lt. Governor T&O Div. 36 West	0.00	150.00	-150.00
637.01 · Lt. Governor T&O Div. 37 South	43.00	200.00	-157.00
637.02 · Lt. Governor T&O Div. 37 North	0.00	300.00	-300.00
637.03 · Lt. Governor T&O Div. 37 East	0.00	225.00	-225.00
637.04 · Lt. Gov T&O Div. 37 West	0.00	250.00	-250.00
638 · Lt. Governor T&O Div. 38 East	0.00	100.00	-100.00
638.01 · Lt. Governor T&O Div. 38 West	0.00	200.00	-200.00
639 · Lt. Governor T&O Div. 39	0.00	200.00	-200.00
642 · Lt. Governor T&O Div. 42 East	0.00	225.00	-225.00
642.01 · Lt. Governor T&O Div. 42 West	0.00	200.00	-200.00
643 · Lt. Governor T&O Div. 43	0.00	200.00	-200.00
644.01 · Lt. Governor T&O Div. 44 North	0.00	150.00	-150.00
644.02 · Lt. Governor T&O Div. 44 South	71.62	250.00	-178.38
644.03 · Lt Governor T&O Div. 44 West	45.18	250.00	-204.82
645 · Lt. Governor T&O Div. 45	0.00	75.00	-75.00
646 · Lt. Governor T&O Div. 46 North	0.00	275.00	-275.00
646.01 · Lt. Governor T&O Div. 46 South	0.00	150.00	-150.00
647 · Lt. Governor T&O Div. 47	0.00	75.00	-75.00
Total Lt. Governors Travel & Per Diem	771.04	18,260.00	-17,488.96
Officer & Board			
582 · Governor Travel & Office	147.97	4,000.00	-3,852.03
591 · Secretary Travel & Office	0.00	750.00	-750.00
592 · Treasurer Travel & Office	0.00	1,500.00	-1,500.00
595.01 · RTC Travel	810.88	1,200.00	-389.12
597.03 · ICON Travel-LTG's & IP Gov.	1,370.40	3,750.00	-2,379.60
599 · Board Gift to Governor	0.00	150.00	-150.00
650 · Board Reserve	0.00	2,500.00	-2,500.00
651 · Board Meeting Expenses	23.68		
Total Officer & Board	2,352.93	13,850.00	-11,497.07
20.522 · Board Old/New Expense			
522.20 · Board & Officer Pins	367.87		
Total 20.522 · Board Old/New Expense	367.87		
20.540 · Credit Card Service Charges	0.00		
Total Expense	33,821.37	145,210.00	-111,388.63
Net Ordinary Income	98,077.71	40.00	98,037.71

4:55 PM

05/04/22

Accrual Basis

Cali-Nev-Ha District of Key Club Int'l
General Fund Revenue & Expense vs Budget
July 2021 through March 2022

	Jul '21 - Mar 22	General Budget	\$ Over Budget
Other Income/Expense			
Other Expense			
858 · Contribution CNH Fdn-PTP	0.00	0.00	0.00
863 · Other Expense	366.14		
865 · Depreciation Expense	243.00		
885 · CNH District Convention Expense	200.42	0.00	200.42
Total Other Expense	809.56	0.00	809.56
Net Other Income	-809.56	0.00	-809.56
Net Income	97,268.15	40.00	97,228.15

Cali-Nev-Ha District of Key Club Int'l
Profit & Loss by Class
 July 2021 through March 2022

	District Convention	General	International Convention	TOTAL
Ordinary Income/Expense				
Income				
401 · District Dues	0.00	127,218.00	0.00	127,218.00
404 · District Sales Items	0.00	3,289.00	0.00	3,289.00
20.401 · Registration Fees				
401.01 · Registration Fees	115,025.00	0.00	0.00	115,025.00
401.03 · Late Registration Fees	39,165.00	0.00	0.00	39,165.00
Total 20.401 · Registration Fees	154,190.00	0.00	0.00	154,190.00
420 · Fund Raising Events				
421 · Fall Rally South				
421.1 · FRS Income	0.00	64,628.00	0.00	64,628.00
421.2 · FRS Expense	0.00	-64,628.00	0.00	-64,628.00
Total 421 · Fall Rally South	0.00	0.00	0.00	0.00
422 · Fall Rally North				
422.1 · FRN Income	0.00	34,992.22	0.00	34,992.22
422.2 · FRN Expense	0.00	-34,992.22	0.00	-34,992.22
Total 422 · Fall Rally North	0.00	0.00	0.00	0.00
425 · PTP Contributions	0.00	250.00	0.00	250.00
Total 420 · Fund Raising Events	0.00	250.00	0.00	250.00
440 · Investment Income				
440.10 · Interest Income	0.00	205.88	0.00	205.88
440.20 · Dividend Income	0.00	5,832.83	0.00	5,832.83
440.30 · Unrealized Loss/Gain	0.00	-4,896.63	0.00	-4,896.63
Total 440 · Investment Income	0.00	1,142.08	0.00	1,142.08
Total Income	154,190.00	131,899.08	0.00	286,089.08
Gross Profit	154,190.00	131,899.08	0.00	286,089.08
Expense				
Administrative & Office				
520 · District Sales Items Cost	0.00	6,257.71	0.00	6,257.71
541 · Computer Software/Equip/Email	0.00	842.35	0.00	842.35
542 · Telephone				
542.01 · Conference Calls	0.00	1,149.90	0.00	1,149.90
542.02 · Telephone	0.00	1,127.50	0.00	1,127.50
542 · Telephone - Other	0.00	355.18	0.00	355.18
Total 542 · Telephone	0.00	2,632.58	0.00	2,632.58
544 · Office Supplies	0.00	10.64	0.00	10.64
546 · Postage	0.00	113.01	0.00	113.01

**Cali-Nev-Ha District of Key Club Int'l
Profit & Loss by Class
July 2021 through March 2022**

	District Convention	General	International Convention	TOTAL
548 · Printing & Stationary				
548.02 · Printing & Stationary General	0.00	1,000.33	0.00	1,000.33
Total 548 · Printing & Stationary	0.00	1,000.33	0.00	1,000.33
549 · Professional Fees Merrill Lynch	0.00	150.00	0.00	150.00
566 · Audit Fees	0.00	513.76	0.00	513.76
699.03 · SLP Department Expense	0.00	18,740.85	0.00	18,740.85
Total Administrative & Office	0.00	30,261.23	0.00	30,261.23
Committee Expense				
694 · Membership Recognitio Chair T&O	0.00	68.30	0.00	68.30
Total Committee Expense	0.00	68.30	0.00	68.30
Lt. Governors Travel & Per Diem				
607.02 · Lt Governor T&O Div. 7 West	0.00	40.65	0.00	40.65
611 · Lt. Governor T&O Div. 11	0.00	116.91	0.00	116.91
613 · Lt. Governor T&O Div. 13 North	0.00	139.49	0.00	139.49
613.01 · Lt. Governor T&O Div. 13 South	0.00	100.00	0.00	100.00
623 · Lt. Governor T&O Div. 23	0.00	214.19	0.00	214.19
637.01 · Lt. Governor T&O Div. 37 South	0.00	43.00	0.00	43.00
644.02 · Lt. Governor T&O Div. 44 South	0.00	71.62	0.00	71.62
644.03 · Lt Governor T&O Div. 44 West	0.00	45.18	0.00	45.18
Total Lt. Governors Travel & Per Diem	0.00	771.04	0.00	771.04
Officer & Board				
582 · Governor Travel & Office	0.00	147.97	0.00	147.97
595.01 · RTC Travel	0.00	810.88	0.00	810.88
597.03 · ICON Travel-LTG's & IP Gov.	0.00	1,370.40	2,403.32	3,773.72
651 · Board Meeting Expenses	0.00	23.68	0.00	23.68
Total Officer & Board	0.00	2,352.93	2,403.32	4,756.25
20.510 · Audit Fees	1,287.84	0.00	210.82	1,498.66
20.512 · Awards				
512.03 · Awards (Trophys)	890.32	0.00	0.00	890.32
Total 20.512 · Awards	890.32	0.00	0.00	890.32
20.522 · Board Old/New Expense				
522.20 · Board & Officer Pins	0.00	367.87	0.00	367.87
Total 20.522 · Board Old/New Expense	0.00	367.87	0.00	367.87
20.540 · Credit Card Service Charges	0.00	0.00	0.00	0.00
20.578 · Convention Supplies	172.54	0.00	0.00	172.54
20.666 · Printing	2.95	0.00	0.00	2.95
20.671 · Name Badge Processor	64.65	0.00	0.00	64.65

Cali-Nev-Ha District of Key Club Int'l
Profit & Loss by Class
 July 2021 through March 2022

05/04/22

Accrual Basis

	District Convention	General	International Convention	TOTAL
20.672 · Rentals				
672.40 · Rental of Van/Truck	166.21	0.00	0.00	166.21
Total 20.672 · Rentals	166.21	0.00	0.00	166.21
20.686 · Souvenir Item	3,000.00	0.00	0.00	3,000.00
20.690 · Speaker Fees & Expense				
690.01 · Speakers General Session	716.58	0.00	0.00	716.58
Total 20.690 · Speaker Fees & Expense	716.58	0.00	0.00	716.58
20.706 · Staff Travel & Housing	320.97	0.00	0.00	320.97
20.730 · Telephone	295.99	0.00	59.19	355.18
Total Expense	6,918.05	33,821.37	2,673.33	43,412.75
Net Ordinary Income	147,271.95	98,077.71	-2,673.33	242,676.33
Other Income/Expense				
Other Expense				
863 · Other Expense	0.00	366.14	0.00	366.14
865 · Depreciation Expense	342.93	243.00	0.00	585.93
885 · CNH District Convention Expense	0.00	200.42	0.00	200.42
Total Other Expense	342.93	809.56	0.00	1,152.49
Net Other Income	-342.93	-809.56	0.00	-1,152.49
Net Income	146,929.02	97,268.15	-2,673.33	241,523.84

Cali-Nev-Ha District of Key Club Int'l District Convention Revenue & Expense vs Budget July 2021 through March 2022

	District Convention			TOTAL
	Jul '21 - Mar 22	Budget	\$ Over Budget	Jul '21 - Mar 22
Ordinary Income/Expense				
Income				
20.401 · Registration Fees				
401.01 · Registration Fees	115,025.00	290,250.00	-175,225.00	115,025.00
401.03 · Late Registration Fees	39,165.00	38,250.00	915.00	39,165.00
Total 20.401 · Registration Fees	154,190.00	328,500.00	-174,310.00	154,190.00
20.410 · Hotel Rebates	0.00	10,000.00	-10,000.00	0.00
20.420 · Sponsorships	0.00	7,500.00	-7,500.00	0.00
21.404 · Meals & Governor's Gift				
404.05 · Board Dinner	0.00	3,000.00	-3,000.00	0.00
Total 21.404 · Meals & Governor's Gift	0.00	3,000.00	-3,000.00	0.00
Total Income	154,190.00	349,000.00	-194,810.00	154,190.00
Gross Profit	154,190.00	349,000.00	-194,810.00	154,190.00
Expense				
20.506 · Adult Criminal Background Check	0.00	3,500.00	-3,500.00	0.00
20.508 · Audio Visual-General Sessions	0.00	50,000.00	-50,000.00	0.00
20.509 · Audio Visual-Seminars	0.00	12,000.00	-12,000.00	0.00
20.510 · Audit Fees	1,287.84	3,000.00	-1,712.16	1,287.84
20.512 · Awards				
512.03 · Awards (Trophys)	890.32			890.32
20.512 · Awards - Other	0.00	5,000.00	-5,000.00	0.00
Total 20.512 · Awards	890.32	5,000.00	-4,109.68	890.32
20.520 · Band or DJ	0.00	1,500.00	-1,500.00	0.00
20.522 · Board Old/New Expense				
522.12 · Board (New) Social	0.00	1,500.00	-1,500.00	0.00
522.20 · Board & Officer Pins	0.00	400.00	-400.00	0.00
Total 20.522 · Board Old/New Expense	0.00	1,900.00	-1,900.00	0.00
20.530 · Comp Housing & Meal Expense				
530.02 · Board Meals	0.00	10,000.00	-10,000.00	0.00
530.04 · Committee Meals	0.00	3,000.00	-3,000.00	0.00
530.06 · VIP Meals	0.00	1,500.00	-1,500.00	0.00
530.07 · Housing-Board	0.00	16,689.00	-16,689.00	0.00
530.08 · Housing-Committee	0.00	5,625.00	-5,625.00	0.00
530.09 · Housing-VIP's	0.00	1,168.00	-1,168.00	0.00
Total 20.530 · Comp Housing & Meal Expense	0.00	37,982.00	-37,982.00	0.00

Cali-Nev-Ha District of Key Club Int'l
District Convention Revenue & Expense vs Budget
 July 2021 through March 2022

	District Convention			TOTAL
	Jul '21 - Mar 22	Budget	\$ Over Budget	Jul '21 - Mar 22
20.554 · Convention T-Shirts	0.00	14,000.00	-14,000.00	0.00
20.565 · Hospitality Programs	0.00	6,500.00	-6,500.00	0.00
20.575 · Old Board Dinner	0.00	3,000.00	-3,000.00	0.00
20.576 · Meal Expenses				
576.03 · Saturday Dinner	0.00	73,500.00	-73,500.00	0.00
576.04 · Saturday Breakfast	0.00	30,000.00	-30,000.00	0.00
576.05 · Sunday Brunch	0.00	39,780.00	-39,780.00	0.00
576.06 · Saturday Lunch	0.00	42,000.00	-42,000.00	0.00
576.08 · Friday Board Lunch	0.00	5,600.00	-5,600.00	0.00
576.09 · Water Service	0.00	3,300.00	-3,300.00	0.00
Total 20.576 · Meal Expenses	0.00	194,180.00	-194,180.00	0.00
20.578 · Convention Supplies	172.54			172.54
20.662 · Pre-Planning Expense	0.00	4,000.00	-4,000.00	0.00
20.666 · Printing	2.95	200.00	-197.05	2.95
20.670 · Registration Expenses				
670.05 · Registration Otoweb Expense	0.00	75.00	-75.00	0.00
20.670 · Registration Expenses - Other	0.00	1,200.00	-1,200.00	0.00
Total 20.670 · Registration Expenses	0.00	1,275.00	-1,275.00	0.00
20.671 · Name Badge Processor	64.65	0.00	64.65	64.65
20.672 · Rentals				
672.40 · Rental of Van/Truck	166.21	1,000.00	-833.79	166.21
Total 20.672 · Rentals	166.21	1,000.00	-833.79	166.21
20.686 · Souvenir Item	3,000.00	2,625.00	375.00	3,000.00
20.690 · Speaker Fees & Expense				
690.01 · Speakers General Session	716.58	3,500.00	-2,783.42	716.58
Total 20.690 · Speaker Fees & Expense	716.58	3,500.00	-2,783.42	716.58
20.706 · Staff Travel & Housing	320.97	1,450.00	-1,129.03	320.97
20.730 · Telephone	295.99	500.00	-204.01	295.99
Total Expense	6,918.05	347,112.00	-340,193.95	6,918.05
Net Ordinary Income	147,271.95	1,888.00	145,383.95	147,271.95

4:47 PM

05/04/22

Accrual Basis

Cali-Nev-Ha District of Key Club Int'l
District Convention Revenue & Expense vs Budget
July 2021 through March 2022

	District Convention			TOTAL
	Jul '21 - Mar 22	Budget	\$ Over Budget	Jul '21 - Mar 22
Other Income/Expense				
Other Expense				
865 - Depreciation Expense	342.93			342.93
Total Other Expense	342.93			342.93
Net Other Income	-342.93			-342.93
Net Income	146,929.02	1,888.00	145,041.02	146,929.02

4:50 PM

05/04/22

Accrual Basis

Cali-Nev-Ha District of Key Club Int'l
International Convention Revenue & Expense vs Budget
July 2021 through March 2022

	International Convention		
	Jul '21 - Mar 22	Budget	\$ Over Budget
Ordinary Income/Expense			
Income			
22.401 · Registration Fees ICON	0.00	0.00	0.00
Total Income	0.00	0.00	0.00
Gross Profit	0.00	0.00	0.00
Expense			
Officer & Board			
597.03 · ICON Travel-LTG's & IP Gov.	2,403.32		
Total Officer & Board	2,403.32		
20.510 · Audit Fees	210.82	0.00	210.82
20.730 · Telephone	59.19	0.00	59.19
Total Expense	2,673.33	0.00	2,673.33
Net Ordinary Income	-2,673.33	0.00	-2,673.33
Net Income	<u>-2,673.33</u>	<u>0.00</u>	<u>-2,673.33</u>



May 5, 2022

Aloha Kiwanis International CNH District Board of Trustees,

This is to formally inform the board that I will no longer be living in Region 10 due to a move to the Big Island of Hawai'i. Dana, my husband, and I will continue our Kiwanis memberships, and look forward to joining the Kiwanians and their service in Hawai'i.

As of today, May 5, 2022, I am resigning as the Region 10 Trustee (Division 42, Division 29 and Division 24); this resignation will take effect upon the appropriate group accepting this letter.

I am very pleased to let you know that seventeen of twenty-six clubs from the region were on a Zoom meeting on Saturday, May 14, 2022. The club-selected "voters" nominated and then unanimously elected Sandra "Sandy" Fisher (Div. 24) as the new, Region 10 Trustee (term ending September 30, 2023).

Sandy's information is:

2129 Via Visalia, Santa Maria, CA 93458

snlfisher@sbcglobal.net

805-674-3766

It has been a real pleasure working with the board, and all the leaders of CNH over the years.

If you have any questions, please contact me, or if more appropriate, contact Sandy Fisher.

Sincerely,

Steven Click, Kiwanis Club of Atascadero

Acct #		Number	Rate	2022	2021	2021	2020	2020	2019	2019
				Indian Wells Budget	San Diego Budget	San Diego Actual	Sparks Budget	Sparks Actual	Las Vegas Budget	Las Vegas Actual
RECEIPTS										
20.410.01	Registrations	100	\$ 250.00	\$ 25,000.00	\$ 22,500.00		\$ 22,500.00	\$ 200.00	\$ 22,500.00	\$ 25,025.00
20.410.02	Registrations-early	200	\$ 225.00	\$ 45,000.00	\$ 40,000.00	\$ 55,450.00	\$ 35,000.00		\$60,000.00	\$46,875.00
20.410.03	On Site Registrations	5	\$ 275.00	\$ 1,375.00	\$ 1,250.00	\$ 3,850.00	\$ 5,000.00		\$ 5,000.00	\$ 4,175.00
20.410.05	Season Ticket Holders / Host Division			\$ -		\$ 2,415.00				\$ 2,660.00
20.410.04	100% Registrations Clubs	10	\$ 780.00	\$ 7,800.00	\$ 5,000.00	\$ 30,200.00	\$ 10,000.00		\$ 10,000.00	\$ 12,200.00
20.410.08	Special Event, CVB support			\$ 5,000.00						
20.412.01	Reception			\$ -						
20.412.02	Meal Revenue-Team Dinner/Reception	70	\$ 76.00	\$ 5,320.00	\$ 4,000.00	\$ 10,998.00	\$ 3,900.00		\$ 5,400.00	\$ 6,898.00
20.412.03	Meal Revenue-Inter-club Luncheon	350	\$ 47.00	\$ 16,450.00	\$ 15,000.00	\$ 22,230.00	\$ 5,750.00		\$ 26,125.00	\$ 18,150.00
20.412.05	Meal Revenue-Guest Tours & Luncheon		\$ -	\$ -						
20.412.06	Meal Revenue-Past Governor's Dinner	0	\$ -	\$ -						
20.412.07	Meal Revenue-Awards Luncheon	150	\$ 47.00	\$ 7,050.00	\$ 9,000.00	\$ 10,692.00	\$ 4,200.00		\$ 11,250.00	\$ 10,755.00
20.412.09	Meal Revenue-Interfaith Breakfast	50	\$ 38.00	\$ 1,900.00	\$ 1,500.00	\$ 2,494.00	\$ 1,150.00		\$ 1,665.00	\$ 2,166.00
20.412.10	Meal Revenue-Installation Dinner	250	\$ 100.00	\$ 25,000.00	\$ 16,000.00	\$ 29,869.00	\$ 10,400.00		\$ 27,000.00	\$ 29,340.00
20.412.11	Meal Revenue-Rose Float Inter-club Breakfast	25	\$ 38.00	\$ 950.00	\$ 750.00	\$ 2,021.00	\$ 575.00		\$ 1,110.00	\$ 1,976.00
20.412.12	District Fundraising Dinner	100	\$ 30.00	\$ 3,000.00						
20.413.01	Circle K Etiquette Dinner									
20.414	Booth Sales & Convention Sponsors	1	\$ 400.00	\$ 400.00		\$ 750.00			\$ 1,600.00	\$ 2,550.00
20.416	Golf Tournament	40	\$ 100.00	\$ 4,000.00	\$ 3,400.00	\$ 1,915.00	\$ 2,700.00		\$ 4,250.00	\$ 1,615.00
20.417	AV Rental Income			\$ -					\$ -	
20.418	Room Rebates		\$ -	\$ -	\$ 200.00		\$ 1,000.00		\$ 2,000.00	
20.415	Merchandise Sales			\$ 3,000.00	\$ 2,000.00	\$ 11,041.31	\$ 1,000.00		\$ 3,000.00	\$ 7,576.25
20.422	KI Fund Grant DCON Service Project					\$ 2,662.00				\$ 6,723.00
20.425	District Convention Pin Income							\$ 490.00		
	Sub-total			\$151,245.00	\$120,600.00	\$186,587.31	\$103,175.00	\$690.00	\$180,980.00	\$178,684.25
Total Receipts				\$151,245.00	\$120,600.00	\$186,587.31	\$103,175.00	\$690.00	\$180,900.00	\$178,684.25
EXPENDITURES:										
20.555	Audio/Visual Expense (Workshops)			\$ 2,500.00	\$ 2,500.00	\$ 858.19	\$ 2,000.00		\$ 2,000.00	\$ 17.18

Acct #			2022	2021	2021	2020	2020	2019	2019
			Indian Wells Budget	San Diego Budget	San Diego Actual	Sparks Budget	Sparks Actual	Las Vegas Budget	Las Vegas Actual
20.558	Audio/Visual Expense (General Sessions)		\$ 15,000.00	\$ 15,000.00	\$ 16,712.16	\$ 20,000.00	\$ 25.00	\$ 42,119.00	\$ 44,512.37
20.561	Awards		\$ 1,000.00	\$ 1,000.00	\$ 1,524.25	\$ 1,000.00	\$ 690.46	\$ 1,000.00	\$ 1,501.55
20.566	Audit		\$ 1,273.00	\$ 1,000.00	\$ 1,188.34	\$ 1,000.00	\$ 1,188.33	\$ 1,100.00	\$ 1,447.92
20.570	Board Meeting Expense		\$ 250.00	\$ 250.00		\$ 500.00		\$ 500.00	\$ 355.48
20.573	Booths		\$ -					\$ -	\$ 1,500.00
20.582	Clerical and Accounting		\$ 20,000.00	\$ 20,000.00	\$ 17,451.72	\$ 25,000.00	\$ 6,889.63	\$ 25,000.00	\$ 19,549.64
20.590	Complimentary Registrations/New Members							\$ -	
-	Convention Hosted-Officers								
20.591	Convention Hosted Rooms/Meals		\$ 1,500.00	\$ 1,500.00	\$ 5,042.32	\$ 2,500.00		\$ 1,000.00	\$ 2,538.46
20.588	Convention Center Rent & Labor		\$ 4,500.00	\$ 8,100.00				\$ -	
20.594	Credit Card Service/Bank Charges		\$ 5,800.00	\$ 3,800.00	\$ 5,858.83	\$ 3,200.00	\$ 44.52	\$ 4,500.00	\$ 4,233.68
20.598	Dinner Show Entertainment		\$ 5,000.00					\$ -	
20.595	District Convention Pins								
20.606	Flowers and Decorating		\$ 500.00	\$ 500.00	\$ 480.83	\$ 500.00		\$ 500.00	\$ 607.93
20.610	Golf Tournament	40 \$100.00	\$ 4,000.00	\$ 3,360.00	\$ 1,473.90	\$ 2,550.00	\$ 280.00	\$ 4,250.00	\$ 1,778.15
20.612	Guest Program								
20.614	Hotel Performance Fees								
20.615	Hotel Set Up Fees/Security		\$ -					\$ -	\$ 1,010.95
20.616	Int'l Counselor Housing & Meals		\$ 1,500.00	\$ 1,500.00	\$ 1,631.32	\$ 1,000.00		\$ 1,000.00	\$ 992.00
20.618.00	Special Meal Event								
20.618.02	Meals-Team Dinner/Reception	70 \$75.43	\$ 5,280.10	\$ 2,900.00	\$ 11,125.18	\$ 3,675.00		\$ 5,325.00	\$ 6,478.58
20.618.03	Meals-Inter-club Luncheon	350 \$45.80	\$ 16,030.00	\$ 14,500.00	\$ 22,110.31	\$ 5,750.00		\$ 26,096.50	\$ 18,184.82
20.618.04	Meals District Dinner Fundraising	100	\$ -						
20.618.05	Meals- Guest Tour & Luncheon	0 0.00	\$ -						
20.618.07	Meals-Awards Luncheon/Breakfast	150 \$45.80	\$ 6,870.00	\$ 8,700.00	\$ 10,505.63	\$ 3,450.00		\$ 11,092.50	\$ 10,117.24
20.618.09	Meals-Interfaith Breakfast	50 \$36.36	\$ 1,818.00	\$ 1,400.00	\$ 2,499.80	\$ 1,000.00		\$ 1,659.60	\$ 2,033.80
20.618.10	Meals-Installation Dinner	250 \$75.43	\$ 18,857.50	\$ 15,600.00	\$ 31,603.08	\$ 9,800.00		\$ 26,625.00	\$ 28,754.25
20.618.11	Meals-Rose Float Inter-club Breakfast	25 \$36.36	\$ 909.00	\$ 700.00	\$ 1,637.80	\$ 500.00		\$ 922.00	\$ 1,848.91
20.618.12	Meals-Past Governor's Dinner								
20.618.18	Farwell Reception								
20.622	Music & Entertainment		\$ 5,000.00	\$ 200.00		\$ 400.00		\$ 300.00	\$ 400.00

Acct #				2022	2021	2021	2020	2020	2019	2019
				Indian Wells Budget	San Diego Budget	San Diego Actual	Sparks Budget	Sparks Actual	Las Vegas Budget	Las Vegas Actual
	Organ and Piano Rentals									
20.633	Past Governors Per Diem	10	\$285.00	\$ 3,180.00	\$ 2,850.00	\$ 665.00	\$ 1,750.00		\$ 1,575.00	\$ 895.00
20.630	Past Governors Meeting			\$ -					\$ -	
20.645	Postage and Mailing			\$ 100.00	\$ 100.00	\$ 39.56	\$ 100.00	\$ 131.20	\$ 100.00	
20.648	Pre-Convention Planning			\$ 800.00	\$ 800.00	\$ 404.41	\$ 2,000.00	\$ 1,427.68	\$ 2,500.00	\$ 1,808.94
20.651	Printing and Stationery			\$ 1,600.00	\$ 1,600.00	\$ 1,056.58	\$ 1,500.00	\$ 1.24	\$ 2,000.00	\$ 1,813.89
20.652	Promotions/Incentives			\$ -				\$ 6.45	\$ 2,892.00	\$ 1,553.01
20.654	Ribbons/Arm Bands			\$ 200.00	\$ 200.00	\$ 51.72		\$ 304.61	\$ 250.00	\$ 227.47
20.663	Registration & Sign Expense			\$ 500.00	\$ 500.00	\$ 1,090.28	\$ 1,500.00	\$ 341.23	\$ 2,000.00	\$ 2,638.15
20.666	Speaker Honorarium			\$ 5,800.00	\$ 1,000.00	\$ 3,213.14	\$ 800.00		\$ 2,600.00	\$ 2,739.01
20.669	Service Leadership Program Governors			\$ 1,470.00	\$ 1,470.00	\$ 1,000.16	\$ 1,000.00		\$ 700.00	\$ 1,053.12
20.672	Staff Housing and Travel			\$ 3,549.00	\$ 3,549.00	\$ 4,475.19	\$ 3,500.00	\$ 107.96	\$ 4,500.00	\$ 4,228.44
20.675	Staging Expense, Scouts, JROTC			\$ 200.00	\$ 200.00		\$ 200.00		\$ 200.00	
20.679	Office Supplies			\$ 500.00	\$ 500.00	\$ 657.83	\$ 500.00	\$ 285.71	\$ 300.00	\$ 517.03
20.680	Merchandise Sold			\$ 2,100.00	\$ 1,400.00	\$ 7,821.49	\$ 700.00		\$ 2,300.00	\$ 5,949.61
20.681	Taxes and Insurance			\$ 1,500.00	\$ 1,500.00	\$ 1,395.05	\$ 1,800.00	\$ 587.05	\$ 1,950.00	\$ 1,530.94
20.684	Telephone/Installation/Internet			\$ 600.00	\$ 600.00	\$ 661.22	\$ 600.00	\$ 682.19	\$ 695.00	\$ 725.14
20.687	Transportation									
20.690	Truck Rental			\$ 500.00	\$ 500.00	\$ 441.61	\$ 900.00	\$ 120.00	\$ 600.00	\$ 513.39
20.690	Youth Lounge									
20.692	Volunteer Registration Refund									
20.710	KI Fund Grant-DCON Service Project					\$ 2,609.88				\$ 7,106.90
20.854	Depreciation								\$ 300.00	\$ -
	Total Expenditures			\$ 140,186.60	\$ 120,379.00	\$ 157,286.78	\$ 100,675.00	\$ 13,113.26	\$ 180,451.60	\$ 181,162.95
	Transfer-General Fund Support					0.00				
	Revenue over Expense			\$ 11,058.40	\$ 221.00	\$29,300.53	\$2,500.00	-\$12,423.26	\$448.40	(\$2,478.70)

RECEIVED APR 15 2022

April 11, 2022

Kiwanis District Office
Attn: Pete Edward, Finance Committee Chairman
8360 Red Oak Street, Ste 201
Rancho Cucamonga, CA 91730

Dear Pete:

My name is Kent Screechfield and I am the LTG for Division 26 and I am petitioning that the hotel room I got at Mid-Year North on March 5, 2022 be paid the allotted \$75. I normally would not have gotten a room but some Key Club LTGs needed a ride Friday so I decided to get a room. When I went to get a room there were only \$350 Suites available with the Kiwanis District Link. Doug Gin, the Key Club Administer for the District, had me check Hotels.com to see if there were any available at the District price. When I found one at the District price I booked it. A week later I found out more rooms were released by the hotel but when I checked again they were sold out. I was unaware of the policy that the rooms could only be reimbursed if they were part of the block of rooms Kiwanis was allotted.

I hope you will consider my request for reimbursement. I also suggest that future LTGs be notified of this policy during upcoming training.

Sincerely yours,



Kent M. Screechfield

LTG Division 26

925-5700-1999


Attachment: Room expense

CK#11679

Kiwanis

California-Nevada-Hawaii District

www.cnhkiwanis.org



EXPENSE REPORT & REQUEST FOR REIMBURSEMENT SUBMITTED TO TREASURER FOR LIEUTENANT GOVERNORS

California-Nevada-Hawaii District of KIWANIS INTERNATIONAL

****Expenses must be claimed no later than 90 days of date occurred and before listed deadline****

Name: Kent M. Screechfield Division No. 26
Phone #: 925-570-1999 E-mail: kscreechfield@gmail.com
Current date: 03/07/2022 Period Covered: 1/28/2022 to 3/05/2022

OFFICIAL CLUB VISITS: FINAL DEADLINE FOR SUBMISSION JUNE 15TH
Auto mileage within Division: _____ miles @ \$ 0.520 \$ _____
(Detail or mileage worksheet must be attached for approval)

OFFICIAL BOARD VISITS: FINAL DEADLINE FOR SUBMISSION AUGUST 31st
Auto mileage within Division: _____ miles @ \$ 0.520 \$ _____
(Detail or mileage worksheet must be attached for approval)
Overnight Lodging within Division: _____ nights @ \$ 75.00 /night \$ _____
(May not exceed current year Hotel rate of \$75.00)

MID-YEAR CONFERENCE: SUBMIT FOR REIMBURSEMENT NO LATER THAN 90 DAYS AFTER EVENT (may not exceed budget amounts)
Auto mileage: 160 miles @ \$ 0.520 \$ 83.20
Other Transportation: _____ \$ _____
Mid-Year Conference Hotel: 1 nights @ \$ 75.00 /night \$ 75.00
(May not exceed current year Hotel rate of \$75.00)

✓
Not looked in CNH block

DISTRICT CONVENTION: FINAL SUBMISSION DEADLINE SEPT 30TH (may not exceed budget amounts)
Auto mileage: _____ miles @ \$ 0.520 \$ _____
Other Transportation: _____ \$ _____
District Convention Hotel: _____ nights @ \$ 75.00 /night \$ _____
(May not exceed current year Hotel rate of \$75.00)

OFFICE EXPENSE: (may not exceed budget amounts)
Description of expense: _____ \$ _____

INTERNATIONAL CONVENTION Hotel: FINAL SUBMISSION DEADLINE SEPT 30TH (may not exceed budget amounts)
Int'l Convention Hotel: _____ nights @ \$ 75.00 /night \$ _____
(May not exceed current year Hotel rate of \$75.00)

TOTAL FROM DISTRICT'S LT. GOVERNOR BUDGET \$ _____

INTERNATIONAL CONVENTION TRAVEL: FINAL SUBMISSION DEADLINE SEPT 30TH (may not exceed budget amounts)
Auto mileage: _____ miles @ \$ 0.520 \$ _____
Airfare/Transportation: _____ (per current year policy) \$ _____

TOTAL INTERNATIONAL CONVENTION TRAVEL \$ _____

TOTAL DEMAND FOR THIS EXPENSE VOUCHER

I certify the expenses on this voucher are actual and the receipts attached are accurate.

\$ 158.20

Signature X [Signature]
Mail reimbursement to: 1001 Barranger Drive
Danville (City) CA (State) 94506-6134 Account # _____
(Zip + 4)

-RECEIPTS & MILEAGE SUPPORTING STATEMENT MUST BE ATTACHED FOR APPROVAL-

Please note: Mail this form with copies of all receipts attached to District Treasurer Pete Horton

Cal-Nev-Ha District of Kiwanis
8360 Red Oak Street, Suite 201
Rancho Cucamonga, CA 91730
B) 909-736-1704

2d CLE Training Invoice

Kiwanis

California-Nevada-Hawaii District

www.cnhkiwanis.org

Cal-Nev-Ha District of Kiwanis International Mileage Supporting Statement

Office: _____

Date	Destination/Club	Purpose	Mileage Beginning	Mileage Ending	Total Mileage
1 03/04/2012	Mid-Year Conference / Pismo Hotel	Mid-Year Conference	42622	42782	160
2					
3					
4					
5					
6					
7					
8					
9					
10					
11					
12					
13					
14					
15					
16					
17					
18					
19					
20					
21					
22					
23					
24					
25					

Total Mileage Claimed On This Voucher: **0/60**

From: Hotels.com confirmation@mail.hotels.com
Subject: Hotels.com reservation confirmation 9179370841459 - Flamingo Resort - Santa Rosa
Date: January 28, 2022 at 9:07 AM
To: kscrechfield@gmail.com



Travel advisory

Please be aware of any coronavirus (COVID-19) travel advisories and review updates from the World Health Organization (WHO).

[Find out more](#)



Dear Kent, your booking is guaranteed.




[Manage booking](#)



[View receipt](#)



[Book again](#)



Go paperless! Download our app to access and manage this booking offline.

[Download for free](#)

Flamingo Resort

2777 4th St
Santa Rosa
95405
CA
US
+17075458530



Need to make a change? Don't worry, it's quick and easy to amend or cancel your booking online. [Manage your booking](#)

Hotels.com confirmation number

9179370841459

Check-in

Friday, March 4, 2022 (4:00 PM-anytime local time)

Check-out

Saturday, March 5, 2022 (Before 11:00 AM local time)

Your stay

1 night, 1 unit

Cancellation policy

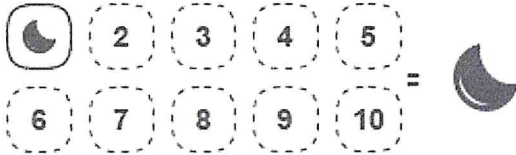
See details below in "Unit Details"

Total price

\$235.93

Including taxes and fees

See full payment details below



You could be on your way to getting 1 reward* night

Collect 10 stamps, get 1 reward* night Just sign up and we'll add 1 stamp after your stay

[Sign Up](#)

Property Details

Flamingo Resort

2777 4th St, Santa Rosa, 95405, CA, US

Phone: +17075458530



Important notices

Guests will receive an email 24 hours before arrival with check-in instructions. Front desk staff will greet guests on arrival. An adult age 18 or older must assume all liability for the booking.

Required at check-in

- Credit card required for incidental charges
- Government-issued photo ID may be required
- Minimum check-in age is 18

Unit Details

Classic Room, 1 King Bed

Guests Kent Screechfield, 2 adults

Preferences Non Smoking, King Bed

Please note: Preferences and requests cannot be guaranteed. Special requests are subject to availability upon check-in and may incur additional charges.

Included with this unit



Free Wi-Fi

Free Wi-Fi is available in this room



Breakfast available (pay at the property)

Facilities

1 King Bed

Individually decorated room

Layout - Bedroom

Internet - Free WiFi

Entertainment - Flat-screen TV with premium channels

Food & Drink - Refrigerator, coffee/tea maker, and room service (limited hours)

Sleep - Premium bedding, blackout drapes/curtains, and bed sheets

Bathroom - Private bathroom, bathtub or shower, and rainfall showerhead

Practical - Safe, iron/ironing board, and laptop workspace

Comfort - Air conditioning and heating

Need to Know - Housekeeping on request, no rollaway/extra beds available

Non-Smoking

Connecting/adjoining rooms can be requested, subject to availability

Cancellation policy

Non-refundable reservation

- If you change or cancel your booking you will not get a refund or credit to use for a future stay. This policy will apply regardless of COVID-19, subject to any local consumer laws.

Payment details

Classic Room, 1 King Bed Friday, March 4, 2022 \$177.60

Taxes & fees ¹ \$25.21

Includes special offer: Special deal: save 20%

Total price**\$235.93**

including taxes and fees

Payment schedule

Amount paid	\$202.81
Due at property	\$33.12

† Taxes and fees are tax recovery charges paid to the property for its tax obligations. The fees are service charges that we keep as additional compensation for servicing your travel booking. Please see [Terms and Conditions](#)

Fees due at the property

You'll be asked to pay the following charges at the property:

- Resort fee: USD 33.12 per accommodation, per night

The resort fee includes:

- Fitness center access
- Fitness/yoga classes
- Partner property pool access
- Nearby fitness center access
- Parking

We have included all charges provided to us by the property.



Thank you for paying using your Visa ending in 1941. Your booking is guaranteed.

You'll need to pay any additional charges and fees incurred during your stay at the property in its local currency.

The property will ask you to pay a property-imposed resort fee of \$33.12 when you check in or check out.

Your contact details

kscreechfield@gmail.com, 9255701999

Got a question?

If you've already checked in or have questions related to the property, contact Flamingo Resort at +17075458530

For other questions, check out our [FAQs](#) or call our [Customer Service team](#).

2022 FTC Budget

	2022 Budget Old Oak Ranch	2021 Actual Cedar Crest	2021 Budget Cedar Crest	2020 Actual Virtual	2020 Budget Virtual	2019 Actual Old Oak Ranch	2019 Budget Old Oak Ranch
Cash Receipts							
22.401.01 Early Registration (guaranteed 290, max 400) \$175.00	\$52,500.00	\$37,620.00	\$84,975.00	\$4,335.40	\$4,000.00	\$75,103.00	\$95,325.00
22.401.03 Registration 50 x's \$200.00	\$10,000.00	\$7,040.00	\$3,990.00	\$0.00	\$0.00	\$18,435.00	\$4,500.00
22.401.02 Kiwanis Committee Registration 7 x's \$175.00	\$1,225.00	\$0.00	\$1,155.00	\$0.00	\$0.00	\$1,395.00	\$620.00
NEW Souviner Revenue	\$0.00	\$0.00	\$0.00	\$3,180.00	\$4,000.00	\$0.00	\$0.00
Fundraising Income	\$0.00	\$1,394.85					
22.420.01 Ad Sales	\$150.00	\$140.00	\$150.00	\$59.15	\$100.00	\$170.00	\$200.00
Total Revenue	\$63,875.00	\$46,194.85	\$90,270.00	\$7,574.55	\$8,100.00	\$95,103.00	\$100,645.00
Disbursements							
22.508.00 Audio Visual (Rental of Projection Screen for Duncan Rec Room)	\$0.00	\$0.00	\$0.00	\$0.00	\$0.00	\$20.00	\$0.00
22.510.00 Audit	\$750.00	\$304.45	\$750.00	\$796.27	\$100.00	\$585.50	\$700.00
22.512.00 Awards (New Member Certificates)	\$100.00	\$0.00	\$100.00	\$0.00	\$0.00	\$0.00	\$150.00
22.520.00 Entertainment (DJ & Prizes for Games)	\$200.00	\$265.00	\$400.00	\$195.39	\$200.00	\$300.87	\$400.00
22.530.02 Friday Board Meals (\$15.00 each) x's 42 meals	\$630.00	\$0.00	\$1,008.00	\$0.00	\$0.00	\$960.00	\$1,008.00
22.530.05 VIP Linen Service	\$200.00	\$0.00	\$200.00	\$0.00	\$0.00	\$140.00	\$0.00
22.530.09 Complimentary Registration (7 x's \$135.00)	\$945.00	\$903.00	\$903.00	\$0.00	\$0.00	\$960.00	\$1,070.00
22.533.00 Rental fee for VIP Flat and Medic Flat	\$750.00	\$0.00	\$0.00	\$0.00	\$0.00	\$635.00	\$0.00
22.540.00 Credit Card Fees	\$0.00	\$0.00	\$0.00	\$351.78	\$0.00	\$0.00	\$0.00
22.550.00 Decorations	\$300.00	\$265.73	\$275.00	\$0.00	\$0.00	\$189.54	\$350.00
22.563.00 Hospitality (Water & Snacks)	\$250.00	\$44.50	\$150.00	\$0.00	\$0.00	\$159.42	\$125.00
22.570.00 Camp Fees Registration (Meals & Housing) 300 x's \$135.00 + 50 x \$150.00	\$48,000.00	\$34,872.00	\$70,047.00	\$0.00	\$0.00	\$73,627.50	\$83,003.00
22.570.05 Camp Fees (Grounds PA System, Amphtheater Sound System-Wi-Fi)/Camp Nurse	\$250.00	\$300.00	\$750.00	\$0.00	\$0.00	\$50.00	\$200.00
22.570.06 Sound Tech	\$500.00	\$0.00	\$0.00	\$0.00	\$0.00	\$500.00	\$0.00
22.687.00 New Member Pins (We have 75 in stock cost was \$0.97 each we used 295 last year)	\$0.00	\$0.00	\$425.00	\$0.00	\$0.00	\$309.54	\$425.00
22.571.00 Incentive Program Prizes	\$250.00	\$241.08	\$250.00	\$82.72	\$100.00	\$198.63	\$200.00
22.662.00 FTC Chair Expenses	\$150.00	\$0.00	\$150.00	\$0.00	\$0.00	\$0.00	\$150.00
22.662.05 Pre-Planning Exepnses	\$200.00	\$0.00	\$200.00	\$135.97	\$200.00	\$335.18	\$200.00
22.666.60 Printing (2020 NO PRINTED PROGRAM)	\$2,500.00	\$663.61	\$2,500.00	\$0.00	\$0.00	\$1,936.81	\$2,250.00
22.670.00 Registration Supplies	\$350.00	\$318.24	\$300.00	\$23.53	\$0.00	\$466.11	\$425.00
22.670.05 Registration Software	\$75.00	\$0.00	\$75.00	\$0.00	\$0.00	\$0.00	\$75.00
22.672.00 Rental of Van	\$600.00	\$325.35	\$525.00	\$0.00	\$0.00	\$441.81	\$525.00
22.686.00 Souvenirs & T-Shirts	\$5,250.00	\$4,694.94	\$6,250.00	\$2,522.22	\$4,000.00	\$8,772.88	\$7,250.00
22.730.00 Phone	\$75.00	\$59.19	\$75.00	\$59.38	\$0.00	\$80.01	\$100.00
22.740.02 Workshop Expenses	\$100.00	\$0.00	\$75.00	\$100.00	\$100.00	\$0.00	\$75.00
NEW Shipping	\$0.00	\$0.00	\$0.00	\$683.45	\$1,000.00	\$0.00	\$0.00
22.745.00 Donation to DFI's (350 x's \$2.00)	\$700.00	\$0.00	\$550.00	\$0.00	\$400.00	\$589.00	\$651.00
Total Expenditures	\$63,125.00	\$43,257.09	\$85,958.00	\$4,950.71	\$6,100.00	\$91,257.80	\$99,332.00
Net Income	\$750.00	\$2,937.76	\$4,312.00	\$2,623.84	\$2,000.00	\$3,845.20	\$1,313.00

Circle K Board Approval: Spring Boards

2018 Budgeted Attendance 684 Paid + 7 comps = 691
 2018 Total Names Registered 657 # Given to Camp 650 - 26 no shows = 631 actual
 2018 Paid fees 650
 2019 Budgeted Attendance 644 Paid + 7 comps = 651
 2019 Total Names Registered 605 # Given to Camp 585 - 16 no shows = 589 actual
 2019 Paid fees 589

			2022-23	2022-23	2022-23	2019-20	2019-20	2019-20	
Budget based on total of 20 students and 3 adult attendees for Tour & 5 ICON Only, 28 Total Attendees			#	Rate	Budget	Actual	Budget	Actual	Actual
			Wash DC	Wash DC	Attendees	Baltimore	Baltimore	Attendees	
22.401	Registration Fees (Non Dist. Board Officers & Advisors)	8	\$1,200.00	\$9,600.00	\$0.00	0	\$23,100.00	\$15,590.00	18
22.401	Registration Fees (2022-23 Lt. Governors)	8	\$1,000.00	\$8,000.00	\$0.00	0	\$18,000.00	\$15,300.00	17
22.401	2022-23 KIWIN'S Gen Fund (Governor & Administrator) (1 quad + 1 single) ICON Only	2		\$1,500.00	\$0.00	0	\$1,295.00	\$1,295.00	2
22.401	Registration Fees (KIWIN'S Members) "ICON only"	3	\$500.00	\$1,500.00	\$0.00	0	\$4,560.00	\$1,680.00	3
22.401	Support for 15 Lt. Governors (From Key Club General Fund) 15 x's \$200.00		\$200.00	\$1,600.00	\$0.00	0	\$4,700.00	\$3,600.00	1
22.401	Support for 3 exec's (Registration + Airfare) \$2000.00 out of their individual Gen Fund budgets	3		\$6,000.00	\$0.00	0	\$4,950.00	\$4,950.00	3
22.401	Registration Fees for 2 Committee Members (\$400.00 each) (2 females & 0 males)	2	\$625.00	\$1,250.00	\$0.00	0	\$2,520.00	\$1,890.00	3
22.401	Comp Registration: 1 Lead Adult Key Club District Administrator & IP Key Club Governor	2				0			2
Total Income				\$29,450.00	\$0.00	0	\$59,125.00	\$44,305.00	49
Expense			28						
Budget based on total of 23 Tour attendees and 5 ICON Only Attendees				2022-23	2022-23		2019-20	2019-20	
				Budget	Actual		Budget	Actual	
			Wash DC	Wash DC			Baltimore	Baltimore	
22.502	Airfare (DA, 3 Exec's + I.P. Governor) = 5 tickets x's \$800.00 each	5	\$800.00	\$4,000.00	\$0.00		\$3,300.00	\$3,936.80	
22.510	Audit			\$450.00	\$0.00		\$250.00	\$405.43	
22.559	Ground Transportation (Estimated \$100 per person)	23	\$100.00	\$2,300.00	\$0.00		\$26,265.00	\$18,787.00	
	TOUR Amusement Park (King's Dominion)	23	\$63.00	\$1,449.00	\$0.00				
	TOUR Night Tour of DC	23	\$30.00	\$690.00	\$0.00				
	TOUR Meals (This budget line can scale up if there are more registered attendees and as the budget allows)	23	\$25.00	\$575.00	\$0.00				
22.567	TOUR Hotel Expense (6 Quads + 1 Doubles + 1 Single) x 3 nights = 24 Room Nights * 170.23	24	\$170.23	\$4,085.52	\$0.00		\$2,000.00	\$0.00	
22.567	ICON Hotel Expense (7 Quads + 1 Doubles + 2 Single) x 4 nights = 40 Room Nights * \$194.00	40	\$194.00	\$7,760.00	\$0.00		\$12,337.20	\$9,274.35	
22.567	Suite Expense (4 nights) (Parlor Only)	4	\$194.00	\$776.00	\$0.00		\$1,028.10	\$1,028.10	
22.670	Registration (\$250.00/student & \$150/adult)	24/4	\$250/\$150	\$6,600.00	\$0.00		\$12,200.00	\$9,600.00	
22.686	Spirit/Souvenir Items	28	\$15.00	\$420.00	\$0.00		\$610.00	\$775.84	
22.568	Shipping (awards home from ICON & souvenirs to ICON)	1		\$50.00	\$0.00		\$150.00	\$148.80	
22.570	Hospitality (Refreshments, District Suite, Food)	28	\$10.00	\$280.00	\$0.00		\$183.00	\$342.48	
22.730	Telephone			\$100.00	\$0.00		\$0.00	\$80.01	
Total Expense				\$29,435.52	\$0.00		\$58,323.30	\$44,378.81	
Net				\$14.48	\$0.00		\$801.70	(\$73.81)	

TOURNAMENT OF ROSES PARADE FLOAT CONTRACT

THIS AGREEMENT, made this 29th day of MARCH 2022, by and between KIWANIS, CA-NEV-HA DISTRICT, 8360 Red Oak St., Suite 201, Rancho Cucamonga, California 91730, hereinafter referred to as "KIWANIS", and PHOENIX DECORATING CO., INC., 5400 Irwindale Avenue, Irwindale, California 91706, hereinafter referred to as "PHOENIX". This agreement is entered into in the City of Irwindale, County of Los Angeles, State of California.

WITNESSETH:

INCONSIDERATION OF THE MUTUAL AGREEMENTS HERE IN CONTAINED, the parties hereto agree as follows:

1. PHOENIX agrees to design, build, decorate and enter a float on behalf of KIWANIS in the Pasadena TOURNAMENT OF ROSES PARADE to be held on January 1, 2023 in the City of Pasadena, County of Los Angeles, State of California.
2. The above mentioned. float shall be the creation of PHOENIX in strict accordance with the design entitled, "CATCHING THE WAVE OF SERVICE".
3. It is agreed between the parties that PHOENIX is an independent contractor and not the partner or agent of KIWANIS and shall be responsible to KIWANIS only for the accomplishment of the result herein contemplated and that the manner, methods, and means of the accomplishment of said result shall be solely within the discretion of PHOENIX and in compliance with industry standards.
4. PHOENIX agrees to complete the subject float in a good and workmanlike manner to have it present at the line of march not later than judging time on the day of the parade, that its appearance and operating condition shall be of high quality, and to drive and operate the same in the PASADENA TOURNAMENT OF ROSES PARADE and deliver the float to the exhibition grounds at the post parade area, Pasadena, California, and said float at all times shall be the sole property of PHOENIX.
5. PHOENIX agrees to operate the float in all aspects of the parade in strict accordance with the rules and regulations of the PASADENA TOURNAMENT OF ROSES PARADE ASSOCIATION. Operators for the subject float shall be furnished at the expense and responsibility of PHOENIX.
6. PHOENIX agrees that in entering, displaying, and operating said float in the PASADENA TOURNAMENT OF ROSES PARADE for KIWANIS they will observe the rules and regulations of the PASADENA TOURNAMENT OF ROSES ASSOCIATION regarding such display and operation, as well as all applicable laws, ordinances or regulations.
7. PHOENIX agrees that upon commencement of construction for the subject float, they will notify KIWANIS of the location of such construction in order that representatives of KIWANIS may, at their discretion, inspect the construction. In the event, that PHOENIX moves the said float to a second or third location, they agree to keep KIWANIS advised of all such changes of the location of the construction site.
8. PHOENIX agrees to furnish Certificates of Insurance as follows:
 - a. Commercial General Liability Insurance covering bodily injury and property damage liability with limits of \$1,000,000.00 each occurrence and \$2,000,000.00 aggregate limit.
 - b. Standard Workers Compensation Insurance.

The above insurance policies shall name KIWANIS, CA-NEV-HA District as an additional insured. Such policies shall provide a 30 day written notice in event of cancellation or reduction in coverage.

9. IN CONSIDERATION OF THE FOREGOING, KIWANIS agrees to pay PHOENIX the sum of EIGHTY-THREE THOUSAND NINE HUNDRED NINETY DOLLARS (\$83,990.00) payable as follows:

- a. THIRTY THOUSAND DOLLARS (\$30,000.00) due and payable upon the signing of this contract.
- b. THIRTY THOUSAND DOLLARS (\$30,000.00) due and payable on October 1, 2022.
- c. TWENTY-THREE THOUSAND NINE HUNDRED NINETY DOLLARS (\$23,990.00) due and payable no later than January 4, 2023.

KIWANIS also agrees to pay PHOENIX one percent (1%) per month for unpaid balance after February 1, 2023.

In the event, however, that the parade is not held due to any reason beyond the control of PHOENIX, or shall be prevented by rain, act of God, war, or by any reason of the rules, regulations, or restrictions issued by any branch or agency off the UNITED STATES GOVERNMENT or the STATE OF CALIFORNIA, it is understood that PHOENIX shall be reimbursed by KIWANIS for all their expenses of every kind and nature which they have incurred in connection with its performance hereunder, including a profit of ten percent (10%), and PHOENIX shall be excused from further performance of this agreement, with the following exception: where a partial payment has been made by KIWANIS and cancellation should occur the day of the parade, then KIWANIS shall be liable for the full contract price.

10. The Law of the State of California shall govern the validity of this Agreement, the construction of its terms and the interpretation of the rights and duties of the parties. The parties specifically agree that any litigation which may arise out of the performance of the terms or conditions set forth herein shall be commenced in the County of Los Angeles, State of California. In the event litigation is commenced concerning a breach of this Agreement, the prevailing party shall be entitled to their reasonable attorney's fees and costs.

11. This agreement constitutes the entire understanding and agreement between and among the parties hereto with respect to the subject matter hereof and there are no oral or written agreements, understandings, restrictions, representations or warranties among the parties hereto other than those expressly set forth in this Agreement. This Agreement may not be amended, changed or modified except by a written instrument signed by all parties hereto. No modification or amendment to this agreement shall be valid or binding unless such modifications and/or amendment is set forth in writing and signed by all the parties to this Agreement.

12. Each and every provision of this Agreement shall be binding upon and shall inure to the benefit of the parties hereto and their respective successors, assigns, heirs, executors, administrators and personal representatives.

IN WITNESS WHEREOF, the parties hereto have caused this agreement to be executed the day and year first hereinabove written. Each party represents and warrants that they have the authority to enter into this agreement.

PHOENIX DECORATING CO., INC
5400 Irwindale Ave
Irwindale, CA 91706

KIWANIS CA-NEV-HA DISTRICT
Mark W. McDonald; District Secretary, Executive Dir.
8360 Red Oak St. Suite 201
Rancho Cucamonga, CA 91730

By:

By:

Date:

Date:

Cal-Nev-Ha District of Kiwanis International
Rose Float Project

Cancelled - COVID

	2021		2022		2023	
	Oct '20 - Sep 21		Oct '21 - Sep 22		Oct '22 - Sep 23	
	as of 5-4-21	Budget	as of 5-17-22	Budget	as of xx/xx/xxxx	Budget
Rose Float Revenue						
430.01 · Pin Sales	208.53		801.58	1,700.00		1,600.00
430.02 · Plaque Sales						
430.03 · Banner Patch Income	125.00		626.81	1,400.00		1,400.00
430.04 · T-Shirts, Hats & Jackets Sales						3,000.00
430.05 · Rider Inc				5,000.00		10,000.00
430.07 · Drawing Income			1,110.00	5,000.00		5,000.00
430.07 · Rose Float Gala Income						5,000.00
431.09 · Donations CNH Foundation Walker						
431.05 · Rose Bowl Game Ticket Sales			2,316.00	6,000.00		6,000.00
431.06 · Rose Parade Ticket Sales			1,500.00	1,500.00		1,500.00
431.07 · SLP Fundraising Contest						
431.31 · Sponsorships-Pins	450.00		1,575.00	4,000.00		2,200.00
431.32 · Sponsorships-Banner Patches	985.00		175.00	600.00		1,200.00
431.33 · Sponsorships-Plaques	65.00		-	200.00		100.00
431.34 · Sponsorships-Drawing Tickets			250.00	600.00		1,000.00
431.35 · Donations-Rose Float Club	22,265.00		3,000.00	22,000.00		19,000.00
432.02 · KI Support for Rose Float			50,000.00	50,000.00		50,000.00
440.40 · Investment Income						
432.05 · Rose Float Reserve Funding						
26.430 · Rose Float Income						
Meals Provided by Clubs				32,000.00		32,000.00
Total Rose Float Revenue	24,098.53		61,354.39	130,000.00	0.00	139,000.00
Rose Float Expense						
26.560 · Convention & Conference expense (travel)	145.46		-	200.00		150.00
26.659 · T-Shirts, Hats & Jackets Sold						1,000.00
26.665 · Miscellaneous- <i>SLP Gov's meals</i>			508.51	600.00		300.00
26.590 · Rose Float Gala expense						2,000.00
26.662 · Rose Bowl Game Tickets	5,130.00		-	5,200.00		5,200.00
26.663 · Rose Parade Seats	1,760.00		-	1,800.00		1,800.00
26.651 · Printing Rose Float	162.61		5.90	200.00		200.00
26.645 · Postage & Mailing Expense	48.11		151.94	200.00		200.00
26.642 · Plaques - Sponsors	107.62		-	100.00		100.00
26.640 · Promotional Items- <i>Rose Parade Programs</i>						
26.639 · Pins - Rose Float	2,455.96		-	2,000.00		2,000.00
26.630 · Parade Entry Fee	4,900.00		-	4,900.00		4,900.00
26.620 · Office Expense- <i>Website/Phone</i>	588.39		133.88	650.00		650.00
26.610 · Food & Supplies For Workers - <i>Lunch Circle K Pres</i>						
26.615 · Wristbands For Workers						150.00
26.621 · Credit Card Fees	29.45		131.23	200.00		200.00
26.603 · Float Construction Cost	25,000.00		51,360.00	76,500.00		84,000.00
26.580 · Costumes & Riders						500.00
26.657 · Rider Transportation Expense			1,153.95	1,200.00		1,200.00
26.653 · Rider Gifts						400.00
26.570 · Booth Expense Rose Float			670.49	700.00		700.00
26.567 · Banner Patches	465.50		-	500.00		500.00
26.566 · Audit Fees	577.30		268.03	850.00		850.00
Meals Provided by Clubs				32,000.00		32,000.00
Total Rose Float Expense	41,370.40		54,383.93	127,800.00	-	139,000.00
NET INCOME	(17,271.87)		6,970.46	2,200.00	-	-

Cal-Nev-Ha District of Kiwanis Internatio
 Rose Float Project

	Budget 2023
Rose Float Revenue	
430.01 · Pin Sales	1,600.00
430.02 · Plaque Sales	-
430.03 · Banner Patch Income	1,400.00
430.04 · T-Shirts, Hats & Jackets Sales	3,000.00
430.05 · Rider Inc	10,000.00
430.07 · Drawing Income	5,000.00
430.07 · Rose Float Gala Income	5,000.00
431.09 · Donations CNH Foundation Walker	-
431.05 · Rose Bowl Game Ticket Sales	6,000.00
431.06 · Rose Parade Ticket Sales	1,500.00
431.07 · SLP Fundraising Contest	
431.31 · Sponsorships-Pins	2,200.00
431.32 · Sponsorships-Banner Patches	1,200.00
431.33 · Sponsorships-Plaques	100.00
431.34 · Sponsorships-Drawing Tickets	1,000.00
431.35 · Donations-Rose Float Club	19,000.00
432.02 · KI Support for Rose Float	50,000.00
440.40 · Investment Income	
432.05 · Rose Float Reserve Funding	-
26.430 · Rose Float Income	
Meals Provided by Clubs	32,000.00
Total Rose Float Revenue	139,000.00
Rose Float Expense	
26.560 · Convention & Conference expense	150.00
26.659 · T-Shirts, Hats & Jackets Sold	1,000.00
26.665 · Miscellaneous- <i>SLP Gov's meals</i>	300.00
26.590 · Rose Float Gala expense	2,000.00
26.662 · Rose Bowl Game Tickets	5,200.00
26.663 · Rose Parade Seats	1,800.00
26.651 · Printing Rose Float	200.00
26.645 · Postage & Mailing Expense	200.00
26.642 · Plaques - Sponsors	100.00
26.640 · Promotional Items- <i>Rose Parade Pro</i>	
26.639 · Pins - Rose Float	2,000.00
26.630 · Parade Entry Fee	4,900.00
26.620 · Office Expense- <i>Website/Phone</i>	650.00
26.610 · Food & Supplies For Workers - <i>Lun</i>	
26.615 · Wristbands For Workers	150.00
26.621 · Credit Card Fees	200.00
26.603 · Float Construction Cost	84,000.00
26.580 · Costumes & Riders	500.00
26.657 · Rider Transportation Expense	1,200.00
26.653 · Rider Gifts	400.00
26.570 · Booth Expense Rose Float	700.00
26.567 · Banner Patches	500.00
26.566 · Audit Fees	850.00
Meals Provided by Clubs	32,000.00
Total Rose Float Expense	139,000.00
NET INCOME	-

Amendments to CNH District policy manual

111. Violations of District Policy

- A. Section 111 does not apply to complaints concerning violations of the prohibitions against conduct unbecoming a member of Kiwanis International, which are addressed in CNH District Bylaws Art. IX, section 2 and following, and section 300 of this policy manual. This section applies only to the remaining policies delineated in this policy manual.
- B. All complaints regarding alleged violations of District Policy shall be filed in writing with the Governor and the District Secretary at the District Office. If the allegations are regarding the District Secretary, the complaint shall be filed with the District Governor and with the Governor-elect. If the allegations are regarding the District Governor, the complaint shall be filed with the District Secretary and with the District Governor-elect. In addition, if the allegations are regarding the District Governor, any procedure to address the complaint that requires action by the District Governor shall instead be undertaken by the Governor-elect.

300 CONDUCT UNBECOMING A MEMBER OF THE KIWANIS FAMILY – DISCIPLINE OF DISTRICT OFFICERS

~~300. Kiwanis International Board Policies contain a Section entitled “Conduct Unbecoming a Member of the Kiwanis Family,” and defines such conduct as any conduct committed by any member of the Kiwanis family, as that term is defined by Kiwanis International, that:~~

~~A. Is incompatible with the best interest of the public or of members of the Kiwanis family, or~~

~~B. Tends to harm the standing of Kiwanis in the local or global community.~~

~~When an incident occurs at a District or International event that becomes known to another Kiwanian and such other Kiwanian believes such conduct comes within the guidelines of “Conduct Unbecoming a Member of the Kiwanis Family,” it shall be incumbent on said Kiwanian to report the same in writing to the Governor and District Secretary. If the District Governor in concurrence with both: (06/18)~~

~~A. the Chair of the District Bylaws and Policies Committee, and (06/18)~~

~~B. a current District Trustee selected by the District Governor not from the Region containing the Club to which the individual alleged to have engaged in ‘Conduct Unbecoming’ belongs, (06/18)~~

~~concludes that the alleged conduct in question is “Conduct Unbecoming a Member of the Kiwanis Family,” the District Governor shall report the same to the alleged offending Kiwanian’s Club President, Club Secretary, and the Lieutenant Governor of the division in which the member’s club is located.~~

~~No guilt or innocence of the accused member shall be implied from the reporting of the subject incident or from the Club reviewing the matter using the procedures set forth in the Standard Form of Club Bylaws.~~

~~The following instances of conduct shall be considered “Conduct Unbecoming a Member of the Kiwanis Family.” These instances, however, are examples only and any offending conduct to be reviewed shall not necessarily be limited to this list:~~

~~1. Sexual, ethnic or racial discrimination or harassment (3/08)~~

~~2. Theft or embezzlement of public, private or Kiwanis funds or property;~~

~~3. The use or possession of illegal drugs;~~

~~4. The physical assault of another person;~~

5. Arrest and conviction for any crime other than those offenses that are handled by the issuance of a citation only, except for a single conviction of a violation of California Vehicle Code Section 23152 (DUI) or equivalent statute in Nevada or Hawaii.

Nothing in this policy shall be deemed to supersede or replace the disciplinary provisions set forth in the Standard Form of Club Bylaws and in the event of any conflict therewith the Club Bylaws shall prevail. (8/07)

~~301 — Sexual, Racial, Ethnic or Other Harassment (08/10)~~

~~It is the clear and distinct policy of the Cal Nev Ha District of Kiwanis International that all Kiwanians shall always conduct themselves in a responsible way to avoid even the slightest inference that any sort of sexual, ethnic, or racial discrimination or other harassment has occurred between a Kiwanian and any other member of society. This must be especially true in Kiwanis related meetings, projects and functions, particularly those involving members of our Service Leadership Programs. To that end, the District is committed to providing an environment that is free from discrimination and harassment.~~

~~Actions, words, jokes, or comments based upon an individual's sex, sexual preference, race, ethnicity, age, religion, or any other legally protected characteristic will not be tolerated. Such harassment, discrimination, and/or misconduct that is demeaning to another person, or other actions that undermine the integrity of the volunteer relationship and/or creates a hostile environment is strictly prohibited. In addition, neither the District nor any Kiwanis Club shall retaliate against any Kiwanian for filing a complaint alleging harassment described in this Section and shall not tolerate or permit retaliation by District or Club Officers, Directors, Trustees, management, employees or members. Such retaliatory actions shall be considered as "Conduct Unbecoming a Member of the Kiwanis Family" (hereinafter referred to as "Conduct Unbecoming").~~

~~301.1 Examples of Sexual Harassment (08/10)~~

~~The definition of sexual harassment includes many forms of offensive behavior, including harassment of a person of the same gender as the harasser. Forms of sexual harassment include, but are not limited to, the following: unwanted sexual advances; offering employment benefits in exchange for sexual favors; actual or threatened retaliation; leering; making sexual gestures; displaying suggestive objects, pictures, cartoons, or posters; making or using derogatory comments, epithets, slurs, or jokes; sexual comments including graphic comments about an individual's body; sexually degrading words used to describe an individual; suggestive or obscene letters, notes or invitations; physical touching or assault, as well as impeding or blocking movements. These actions are not intended to be an~~

exclusive list of examples of sexual harassment, but rather are intended to provide just some of the types of conduct that will be treated as sexual harassment.

301.2 Procedure for Filing Complaints

All allegations of Conduct Unbecoming involving events that occur at a Kiwanis Club (hereinafter the "Club") function, including complaints of sexual harassment or alleged retaliation for filing a previous complaint, shall be made in writing and shall be delivered to the Club President and Club Secretary, unless the complaint is against one of these individuals. If the complaint is against the Club Secretary, it shall be delivered to the Club President and Immediate Past Club President. If the complaint is against the Club President, it shall be delivered to the Club Secretary and the Immediate Past Club President. The Club President, or Immediate Past Club President shall promptly advise the Club's Board of Directors of such complaint and The Board shall follow the procedure described in the Standard Form of Club Bylaws (hereinafter the "Club Bylaws") in Article 7 entitled "Discipline." All allegations of Conduct Unbecoming involving conduct at a District or International event shall be reported as provided in Policy Section 300. (02/18)

302. Allegations Regarding A District Officer or Member of a District Committee

All allegations of Conduct Unbecoming involving a District Officer or a member of a District Committee shall be reported as provided in California-Nevada-Hawaii District Bylaws Article IX, Section 2, or any successor section dealing with the same subject matter. (06/18)

301 Definition of 'Conduct Unbecoming'

"Conduct unbecoming a member of the Kiwanis family" is defined as any conduct that:

- Constitutes harassment of another individual based on race, color, creed, national origin, age, or sex, including sexual orientation and gender identity;
- Constitutes a criminal act that is clearly incompatible with the best interests of the public or of members of the Kiwanis family; or
- Constitutes repeated offensive or obnoxious behavior at Kiwanis events and activities.

In addition to the basic definition of 'conduct unbecoming a member of the Kiwanis family' as shown above, the definition is expanded for Kiwanis CNH District officers (Kiwanis CNH Board Members, Lieutenant Governors, and District Governors) to further include any of the following offenses committed while serving in office:

- Engaging in unwanted touching at any time.
- Creating a hostile atmosphere.
- Being convicted of any felony or misdemeanor involving moral turpitude.

Note: For conduct unbecoming purposes, the Kiwanis family is hereby defined as members of Kiwanis clubs, Aktion Clubs, Circle K clubs, KIWINS, Key Clubs and Builder Clubs.

32 Allegation and Investigation

A. Allegation: If any club member or district officer observes or has knowledge of* behavior by a district officer that he or she believes constitutes 'conduct unbecoming a member of the Kiwanis family' as defined by the California Nevada Hawai'i District of Kiwanis International Board of Trustees and/or Kiwanis International and which may have been committed in his/her capacity as a district officer, the member shall report such allegation in writing (hereinafter referred to as the "Allegation Report") immediately to the district Governor.

However, if the Governor is the subject of the allegation, then, throughout the entire 'conduct unbecoming' process, whenever it is stated that the Governor shall normally act, the immediate past governor shall act instead.

The Allegation Report shall include as much detail as possible regarding the time, place, persons, actions, etc., and how the behavior relates to the accused officer's duties for the district. If the behavior does not relate to those duties, the allegation will be redirected to the accused officer's club along with a copy of the Allegation Report.

*Note: "Has knowledge of" may include a nonmember making a club member or district officer aware of behavior or actions by a district officer, in which case, such allegation shall be submitted by the club member or district officer who has been made aware of it.

33 Allegation Process

Upon receipt of an Allegation Report, the Governor shall follow the steps outlined in this policy section.

34 Investigator

Within seven (7) days of receiving the Allegation Report, the Governor shall appoint a special investigator, which may be a single individual or a committee (hereinafter referred to as "the Investigator"). The Investigator shall be composed of disinterested Kiwanis club members from the district where the member is an officer (that is, those without bias on the allegations or for/against the officer personally) and shall not include any members of the district Board. In the event the Governor believes no Kiwanian in the district has the necessary skills to adequately investigate the subject matter, the Governor may select a non-Kiwanian as the Investigator. If the Investigator charges a fee for his/her services or if the investigation itself involves some costs (such as fees for requesting records, etc.), then such fees/costs must be approved by the Board. The Investigator will represent

the district throughout the entire investigation, determination, and reconsideration process (if any).

35 Investigation Process and Initial Notice

Within fourteen (14) days after being appointed, the Investigator shall endeavor to gather enough information to determine if the allegation is substantive enough to warrant investigation. If so determined, the Governor or designee shall send written notice to the accused officer of the allegation, a copy of the process to be followed, and the possible outcome, and the investigation shall continue more fully, including a reasonable attempt to interview the accused officer and other relevant persons.

36 Investigation Reports

The Investigator shall provide a progress report to the Governor within thirty (30) days of appointment. A final written report of the Investigator's findings (hereinafter referred to as 'the Investigation Report') shall be made by the Investigator, signed by all persons who comprise the Investigator, and submitted to the Governor within 30 days after the initial progress report (no later than sixty (60) days after the appointment of the Investigator), unless there are extenuating circumstances. The Investigation Report shall include an outline of the investigation as well as (1) whether the investigation finds in favor of the accused; or (2) whether the Investigator finds the matter can be resolved without a hearing; or (3) a recommendation of the charges and related specifications to be made against the accused officer.

37 Charges and Specifications

A charge sets forth the general offense the accused officer is alleged to have committed. A specification states specifically what the accused officer is alleged to have done which, if true, constitutes an instance supporting the charge. Charges and specifications must be carefully worded to make no broader allegation than intended or can be supported. An accused officer must be found 'guilty' of at least one specification in order to be found 'guilty' of the related charge, and an accused officer must be found 'guilty' of at least one charge before a penalty can be imposed. (If necessary, refer to Robert Rules of Order, Section 63 – Investigation and Trial, for more information and examples of charges and specifications.)

38 Disclosure and Confidentiality

A. During Investigation: During the investigation, the Governor shall not disclose any information regarding the investigation to the public or to any other Kiwanian, including the district Board, until the investigation process is complete, except that the Governor may report to the district Board only that an allegation has been received and an investigation is being conducted, without disclosing the name of the accused officer or details of the investigation.

B. After Investigation: Once the investigation is complete, the Governor may disclose information regarding the investigation only to the district Board for a hearing on the matter and to any Kiwanis Staff members who have a need to know, but not to the public or to any other Kiwanian.

C. General: All materials, facts, and information related to the investigation, determination, and reconsideration (if any) shall be kept confidential at all times by any parties or persons involved in any part of the process. The person presiding over each step should remind all participants of the need to maintain confidentiality.

309 Criminal Wrongdoing

If at any time during the investigation, the Investigator discovers criminal wrongdoing or what appears to be criminal wrongdoing, it must be reported immediately to the Governor, who is then obligated to report the matter to the proper authorities. If the Governor does not act, then the Investigator is obligated to report the matter to the proper authorities. In any case, the process regarding conduct unbecoming shall proceed to conclusion.

310 Resignation

An accused officer may resign from office and/or may resign from club membership at any time during the conduct unbecoming process, and the district Board and/or the club (respectively) may or may not accept the resignation; however, after investigation, charges and specifications are made against the accused officer, then the district Board is obligated to continue the hearing, determination, and discipline processes through to completion.

311 Board Hearing

A. Referral to Board: After receiving the Investigation Report, the Governor shall refer it to the district board to determine whether to proceed with a hearing. A special Board meeting for this purpose shall be held within seven (7) days after the matter is referred to the Board, and shall be conducted in executive session. (4/13)

B. Notice of Hearing: Within seven (7) days after the special Board meeting, the Governor or designee shall send notice to the accused officer of the investigation results, including charges and specifications, and whether the Board intends to pursue the allegation(s) and proceed with a hearing. If a hearing is to be held, the accused officer shall have the option to say nothing or to admit or deny the allegation(s). If admitted, the officer shall tender his/her resignation from office. If denied, the hearing shall determine if the allegation(s) are true. A date for a hearing shall be set in consultation with the accused officer, to be held as soon as reasonably possible but no later than thirty (30) days after the accused officer receives notice of the allegation. The date shall be set when at least a quorum (which is a majority) of the Board members can be present.

C. Temporary Suspension: If the Board intends to proceed with a hearing, the accused officer may be temporarily suspended from office, pending the outcome of the proceedings. (4/13)

D. Hearing: A special meeting of the Board, with at least a quorum present, shall be held to conduct a hearing. The only persons allowed to attend the hearing are district Board members, the accused officer, the Investigator, any representatives or counsel for the accused officer and the district, and Kiwanis Staff as needed. Witnesses are permitted only during their own testimony. The Governor shall preside; however, if the Governor is the subject of the allegation or wishes to decline, the Board shall determine who presides. If a Board member is the subject of the allegation, he/she shall be counted in determining the number needed for quorum, but will not be allowed to be present during deliberations or to vote at any point in the process.

At the hearing, the Investigator shall present evidence on behalf of the district, and the accused officer shall have the opportunity to present evidence in his/her defense. If the Investigator is a committee, any member of the committee may represent the district at the hearing. The district or the accused officer may present evidence through testimony of witnesses. Witnesses shall not be required to swear-in. Either side may question the other or any witnesses. The accused officer may testify in his/her behalf, either in person or in written form without being present. The accused officer also shall have the right of representation at the hearing by the person of his/her choice and/or by legal counsel, at the officer's own expense. Legal counsel may be engaged by the district board to provide advice to the board; however, the role of such legal counsel is entirely separate from the role of the Investigator. Counsel for the district Board or the accused may be a non-Kiwanian.

If it is determined that additional time is needed to present evidence not available at the initial hearing, the Board may adjourn the hearing and reconvene it later.

If the accused officer fails to appear for the hearing, the hearing shall proceed without him/her.

E. Hearing Record: A written record of the hearing (hereinafter referred to as "the Hearing Record") shall be made. The hearing also may be recorded for transcription purposes. The Hearing Record shall include:

- Date, time, and location of the hearing;
- Names of all persons present or participating;
- Nature of allegation(s), including charges and specifications
- Evidence, including testimony of witnesses;
- A summary of the essential content of all discussions;

- Any findings determined during the proceedings;
- Any motions made or votes taken.

The Hearing Record shall be reviewed and adopted by the district Board in an executive session at the next special meeting of the Board on the subject (see next step) and retained by the district secretary.

312 Determination and Discipline

A. Determination: Within seven (7) days of conclusion of the hearing – or within no later than thirty (30) days, if extenuating circumstances exist – the Board shall hold another special meeting in executive session (attendance limited to Board members) to consider the charges and specifications against the accused officer. Each of the specifications, and then the charge, is read, opened to debate, and voted on separately, although the several votes can be collected on a single written ballot. If the accused is found guilty of one or more of the specifications but not of the charge, a lesser charge may be moved and voted on. In each case, a majority vote of those present and voting is necessary. If the accused is a member of the Board, he/she shall not have a vote on the matter.

B. Discipline: If the accused officer is determined to have engaged in conduct unbecoming as alleged by at least one of the charges, he/she shall be disciplined by the District Board as provided in Kiwanis International policy.

C. Board Report: Within seven (7) days of conclusion of the special meeting, the Board shall produce a written report of its findings, conclusions, and decision(s) (hereinafter referred to as “the Board Report”), which shall become part of the district record on the matter. The Board report shall include a copy of the Hearing Record, as reviewed and adopted by the Board. A copy of the Board Report shall be provided immediately to the accused officer and the Investigator. District clubs shall be informed of the Board’s decision(s) on the matter, but other details from the Board Report shall remain confidential.

313 Reinstatement to Office

If the accused officer was suspended from office during the ‘conduct unbecoming’ process, but charges are not substantiated, the suspension shall be terminated and the accused reinstated to office.

314 Reconsideration

A. Request for reconsideration: Within thirty (30) days of the Board Report being provided to the accused officer and the Investigator, either party may request reconsideration by the Board. Such request must be made in writing to the Governor and must state the specific reason(s) for reconsideration. Either party may request reconsideration of either the Board’s finding that ‘conduct unbecoming’ did or did

not occur or the resulting disciplinary action. Reconsideration may **not** be used to “re-try” the allegations against the accused officer and no new facts that were reasonably accessible at the time of the hearing will be allowed. Reconsideration will be allowed only if some part of the process or facts used to determine the Board’s decision(s), the Hearing Record, or the Board Report is alleged to be faulty, incorrect, insufficient, or otherwise erroneous, or if the decision of the Board was contrary to the overwhelming weight of the evidence.

B. Reconsideration Process: If a written request for reconsideration is received by the Governor, the Board shall call a special meeting within thirty (30) days, provided at least fourteen (14) days advance notice of the meeting is given to the accused officer. Any person who is not a district Board member shall be excluded from the meeting. All materials and information provided to the district Board shall remain confidential among those attending. At least a quorum of the Board (which is a majority) must be present at the reconsideration meeting. The Governor shall preside; however, if the Governor is the subject of the allegation or wishes to decline, the Board shall determine who presides. The materials to be considered during reconsideration shall be the Hearing Record, the Board Report, and the appellant’s basis for reconsideration.

C. Permitted Motions: The only motions that may be made during the reconsideration meeting by a Board member in attendance are these: either (1) to uphold the Board’s original determination of ‘conduct unbecoming’ and resulting disciplinary action; **or** (2) to overturn the original decision. Other motions are out of order. Any motion shall require a majority vote of those present and eligible to vote to adopt.

D. Final Authority: The decision of the district Board on the matter shall be final.

E. Reconsideration Record: A written record of the reconsideration shall be made (hereinafter referred to as the ‘Reconsideration Record’), similar to that for the original hearing, and shall be reviewed and approved by the district Board and retained as part of the district record on the matter.

315 Official Records, Notification, and Separate Disciplinary Action

A. Official Records: The district shall retain all official records on the matter in a confidential file, as long as required by applicable law. Official records are: the Allegation Report, Investigation Report, Hearing Record, Board Report, and Reconsideration Record if any.

B. Notification of Kiwanis International: A copy of all official records shall be sent to the Executive Director of Kiwanis International within thirty (30) days of the conclusion of all proceedings, to be retained in a confidential file as long as required by applicable law. This provides documentation that the district Board completed

due diligence regarding the allegation, as well as a safeguard against district records being lost or destroyed at a later date.

If a district officer was disciplined by the district for 'conduct unbecoming' and if he/she is also a Kiwanis International officer, Kiwanis International may take separate disciplinary action against the member as it deems appropriate.

C. Notification of Club(s): If the district officer was disciplined by the district for 'conduct unbecoming,' Kiwanis International shall send a copy of all official records on the matter to the president(s) of the officer's club(s) and each club may take separate disciplinary action against the member as it deems appropriate.

D. Notification of Other Districts: If the disciplined district officer is also an officer in another district, Kiwanis International shall send a copy of all official records on the matter to the Governor of the other district, and the other district may take separate disciplinary action against the officer as it deems appropriate.

316 Parliamentary Authority

The most recent edition of Roberts Rules of Order shall be the parliamentary authority for all procedural matters related to investigation, determination, discipline, and reconsideration (if any) for 'conduct unbecoming' which may not be specifically covered in Kiwanis governing documents, including but not limited to this procedure. (In the 11th edition of Roberts Rules, see Section 63 – Investigation and Trial). In the event of any inconsistency between Kiwanis governing documents and Roberts Rules, the Kiwanis provisions shall prevail.

District Policy-amend 225.6 C. to add subsection 4

C. Vendors may be added to the approved vendors list after completing the process for approval. Approval will be subject to the following: (02/11)

1. Solvency – as determined by commonly accepted accounting procedures.
2. Product Guarantee – providing 100% return, replacement, or adequate substitution for faulty goods or merchandise.
3. Service Guarantee – providing 100% cure for faulty or sub-standard service.
4. Logos, wordmarks, and other intellectual property – vendors shall acquire any necessary rights and/or licenses to use logos, wordmarks and other intellectual property as provided by Kiwanis International. District staff may assist vendors in acquiring such rights and/or licenses.

RESOLVED, that the Board of Trustees of the California Nevada Hawaii District of Kiwanis International recommend the following changes to the District Bylaws to the Delegates at the next District Convention:

Art. X, Sect. 3 - ~~New member add fees are charged by the district in an amount determined by the District Board.~~ Prorated district dues shall be charged for each new member of a club on the same prorated schedule used by Kiwanis International. Prorated district dues are waived for any new member who was a former member of a Kiwanis International service leadership program.

Underline - new material. ~~Strike type~~ - deletion of old material.

Ballot argument re: prorated dues amendment to bylaws

Kiwanis International has adopted a prorated dues structure for payment of dues by new members. This replaces the existing method of charging dues to new members. Kiwanis International asks each district to adopt it's preferred language to accomplish this goal. The District Board has prepared this amendment to Article X Section 3 of the District Bylaws to accomplish this. It also recognizes the dues waiver for former members of our SLP clubs. This language brings us into compliance with the requirements of Kiwanis International with respect to the collection of dues on a prorated basis. The Board of Trustees recommends adoption of this change to the bylaws.



The Kiwanis Children's Fund develops resources that transform the goodwill and vision of Kiwanians into programs that serve the children of the world."

Kiwanis Children's Fund focus is on three specific causes: health and nutrition, education and literacy, and youth leadership development.

District Giving Report

District giving report through April 30, 2022, attached. We are reaching out to encourage clubs to renew last year's gift, increase to \$365.00 if not already there, and suggest clubs raise \$365 through a Facebook fundraiser so money is not only coming from their club but from friends and family on Facebook, too.

2021-2022 Together We Can Team

Extend Kiwanis' impact around the world by encouraging our lieutenant governors to follow up with their club presidents to support the Children's Fund with a gift. Benefits are Children's Fund President recognition, district grant eligibility, and impact on Children's Fund major causes. Our goal is to encourage all clubs to make a club gift and request a Ready-Made-Meeting Kit to educate their members if not already done.

Midyear Education Conferences

Kiwanis Children's Fund table was in the exhibit room and a seminar presented on attaining a club grant. Kiwanis Club of Hidden Valley Escondido shared on a grant received to build a playground at Dixon Lake at the Midyear South Conference and Kiwanis Club of Rancho Cordova shared on a grant received for a Book Buddies project for elementary schools at the Midyear North Conference.

CalNevHa Kiwanis LTG Leadership Conference 2022

Provided a 10-minute presentation on the Kiwanis Children's Fund and Power Point presentation which is on Box.net along with a script.

Support Kiwanis International President's Priorities

President Peter Mancuso's fifth priority is to support the Kiwanis Children's Fund, staffed by experts anxious to help clubs with fundraising strategies, foundation management, and grant seeking. Call 1-800-KIWANIS, ext. 254.

Kiwanis Children's Fund President's Challenge

The President's Challenge is to increase total clubs contributing from 68 in 2021-2022 to 73 in 2022-2023. Our district has more than 400 clubs and we should set our goal of 100 or more clubs to contribute to meet the President's Challenge.

An Excellent Recruiting Tool

Kiwanis has raised and leveraged over \$250 million dollars for health and brain development since 1994, through our maternal and neonatal tetanus and iodine deficiency disorder campaigns. Since 2018, the Children's Fund has awarded more than US\$9 million in grants and scholarships, Improved the lives of 16 million children, and helped launch major SLP initiatives, such as the Global Leadership Certificate.

Support for the District Chair

Please share with your divisions. If you have a member who is enthusiastic about the Kiwanis Children's Fund and would like to support the Kiwanis Children's Fund reaching out to clubs, please have them contact me. It is a challenge to reach out to four hundred plus clubs in the district. We have a volunteer! Mark Waronek is coming aboard to help reach out to clubs and promote the Kiwanis Children's Fund. Thank you, Mark, look forward to collaborating with you.

Herman Platzke, District Chair, Kiwanis Children's Fund, 760-972-7205 | hplatzke@yahoo.com

Attachment: Kiwanis Children's Fund District Giving Report as of April 30, 2022

Kiwanis Children's Fund

District Giving Report

As of April 30, 2022

District/Provisonal District		2020-21 Total Giving (US\$)	2021-22 Giving (US\$)			
			Club	Individual	Other	Total
Alabama	K01	\$25,331	\$6,080	\$3,963	\$0	\$10,043
Australia	K34	\$3,934	\$0	\$0	\$0	\$0
Austria	K37	\$8,278	\$0	\$639	\$4,551	\$5,190
Belgium-Luxembourg	K38	\$5,898	\$0	\$10,302	\$434	\$10,735
California-Nevada-Hawaii	K02	\$62,224	\$10,505	\$22,544	\$500	\$33,549
Capital	K03	\$67,492	\$16,043	\$15,045	\$350	\$31,438
Carolinas	K04	\$42,427	\$16,047	\$14,430	\$85	\$30,562
Colombia	K33	\$362	\$0	\$50	\$0	\$50
Eastern Canada and the Caribbean	K21	\$17,531	\$3,210	\$370	\$0	\$3,580
Ecuador (Provisional District)	K60	\$425	\$0	\$100	\$1,000	\$1,100
Florida	K05	\$60,639	\$23,392	\$6,045	\$7,400	\$36,837
France-Monaco	K52	\$50	\$0	\$139	\$0	\$139
Georgia	K06	\$41,432	\$21,969	\$10,399	\$130	\$32,498
Germany	K50	\$3,351	\$0	\$290	\$0	\$290
Iceland-Faroes	K39	\$2,150	\$1,000	\$175	\$0	\$1,175
Illinois-Eastern Iowa	K07	\$70,362	\$13,223	\$14,695	\$2,550	\$30,468
Indiana	K08	\$82,968	\$17,654	\$24,221	\$300	\$42,176
Italy-San Marino	K45	\$10,227	\$3,054	\$136	\$8,433	\$11,624
Japan	K43	\$38,504	\$25,989	\$5,116	\$0	\$31,104
Kansas	K09	\$17,047	\$6,369	\$19,527	\$0	\$25,896
Kentucky-Tennessee	K10	\$45,747	\$11,094	\$2,907	\$1,000	\$15,001
Louisiana-Mississippi-West Tenn.	K11	\$35,735	\$13,670	\$4,987	\$0	\$18,657
Malaysia	K56	\$13,641	\$10,269	\$308	\$0	\$10,578
Michigan	K12	\$55,193	\$24,915	\$9,958	\$5	\$34,878
Minnesota-Dakotas	K13	\$42,014	\$16,294	\$13,700	\$0	\$29,994
Missouri-Arkansas	K14	\$38,284	\$12,720	\$5,388	\$100	\$18,208
Montana	K15	\$4,980	\$1,880	\$2,605	\$3,854	\$8,339
Nebraska-Iowa	K16	\$50,936	\$19,718	\$37,783	\$250	\$57,751
Nepal	K69	\$2,065	\$0	\$0	\$0	\$0
Netherlands	K46	\$734	\$0	\$234	\$0	\$234
New England and Bermuda	K17	\$29,928	\$4,945	\$5,838	\$0	\$10,783
New Jersey	K18	\$25,398	\$5,435	\$10,699	\$2,375	\$18,509
New York	K19	\$40,767	\$12,479	\$8,762	\$110	\$21,351
New Zealand-South Pacific	K35	\$200	\$0	\$20	\$0	\$20
Norden	K40	\$2,350	\$0	\$215	\$0	\$215
Ohio	K20	\$54,283	\$6,781	\$13,046	\$475	\$20,302
Pacific Northwest	K22	\$49,984	\$24,952	\$7,283	\$2,155	\$34,390
Panama (Provisional District)	K68	\$820	\$458	\$30	\$0	\$488

Kiwanis Children's Fund

District Giving Report

As of April 30, 2022

District/Provisonal District		2020-21 Total Giving (US\$)	2021-22 Giving (US\$)			
			Club	Individual	Other	Total
Pennsylvania	K23	\$25,744	\$5,464	\$5,376	\$700	\$11,540
Philippine Luzon	K36	\$5,082	\$4,750	\$1,045	\$0	\$5,795
Philippine South	K42	\$9,407	\$750	\$1,386	\$0	\$2,136
Rocky Mountain	K24	\$27,945	\$5,058	\$8,350	\$0	\$13,408
Romania (Provisional District)	K63	\$25	\$0	\$193	\$0	\$193
Southwest	K25	\$29,964	\$7,838	\$3,845	\$700	\$12,383
Switzerland-Liechtenstein	K41	\$6,566	\$0	\$187	\$0	\$187
Taiwan	K44	\$82,769	\$0	\$36	\$0	\$36
Texas-Oklahoma	K26	\$41,574	\$12,510	\$6,948	\$609	\$20,067
Utah-Idaho	K27	\$6,216	\$2,852	\$3,685	\$0	\$6,537
West Virginia (Charter Revoked 10/1/21)	K29	\$5,313	\$0	\$5	\$0	\$5
Western Canada	K28	\$2,097	\$150	\$39	\$0	\$189
Wisconsin-Upper Michigan	K30	\$32,692	\$10,190	\$13,290	\$100	\$23,580
TOTALS		\$1,329,080	\$379,706	\$316,332	\$38,167	\$734,205

Cal-Nev-Ha Children's Fund President's Report

Submitted to the Cal-Nev-Ha Board of Trustees - June 2022

We are in the final stretch of the 2021-2022 year. Now that the Governor's Official visits are moving to in-person events, this is a great opportunity to recognize members who have kept your clubs alive during the pandemic. Clubs can award William A. Dunlap Fellowships, Distinguished Service Awards (DSAs), Tablet of Honor or maybe a W. Reid Allen, Jr., Memorial Rose Float Fellowship. For non-members who have helped clubs during the pandemic there are Community Service Awards (CSAs) and Youth Service Awards (YSAs). These are great for increasing a club's exposure in the community.

Remember to order your awards at least two weeks before the Governor's Official visit, in order to have them presented at the event.

Great things come in threes! We have changed our Triple Crown program. Members who join the Triple Crown will be added to the 1965 Fellowship of the YES! Initiative; become a new member of the William A. Dunlap Fellowship (existing members will be upgraded to the next level); and will have an engraved brick placed in a pathway surrounding the Kiwanis Professional Center. Clubs or members can receive the package for a contribution of \$1,250 and select different club members for each of the three-recognition item.

The Dinner for Two Anywhere in the Cal-Nev-Ha District raffle is back! Winner will receive round trip coach airfare for two, two nights hotel accommodations, three-day rental car, and a gift certificate for dinner to any restaurant within the Cal-Nev-Ha District! Prize value up to \$4,500. Raffle tickets are \$75 each and are available from any CNH Children's Fund Director, or by calling our office at (909) 736-1707. The winner will be announced during the Inter-Club Luncheon at the 2022 District Convention on August 6, 2022. Only 250 tickets will be sold; buy your tickets before it's too late!

If you have not become a member of the YES! Initiative, please consider making a donation in 2022. Your donations to the YES! Initiative (Youth, Education & Support) provides the flexibility to use the donations where they are needed the most. Please see the Cal-Nev-Ha Children's Fund website for additional information.

Over the last two years, the CNH Children's Fund has been able to recruit new board members who have added incredible fundraising ideas and abilities that will provide long-term benefits. I attribute the progress we have made this year to the dedicated support from our officers and staff, board members, ambassadors and of course our SLP members who have supported the Cal-Nev-Ha Children's Fund with new ideas and their enthusiastic participation in these new programs. We would welcome applications for the Cal-Nev-Ha Children's Fund board from members of the District Board of Trustees.

We need to increase our marketing and awareness campaign for the Cal-Nev-Ha Children's Fund. Board members and ambassadors are available to make live or virtual presentations on a number of topics to your clubs or at your Division Council Meetings.

Respectfully submitted,

Craig Wallace

Craig Wallace, President

Monthly Membership Comparison

Club Id	Club Name	Cntry/St	Sts	Sep 21	Oct	Nov	Dec	Jan	Feb	Mar	Apr	May	Jun	Jul	Aug	Sep 22	% Chg	Trend
K02	California-Nevada-Hawaii (Continued)																	
K0204	Division 4 (Continued)																	
K04212	Orange	CA		28	28	28	28	28	28	28	29						3.57	+1
K18693	Orange County	CA		14	15	15	15	15	15	15	15						7.14	+1
K04103	San Clemente	CA		19	19	19	19	19	19	20	20						5.26	+1
K00325	Santa Ana	CA		40	44	44	45	45	45	44	45						12.50	+5
K05103	Tustin	CA		19	19	22	22	22	22	21	21						10.53	+2
	Division 4 Totals:			315	322	327	327	326	326	325	327						3.81	+12
K0205	Division 5																	
K08167	Clovis	CA		34	35	35	35	35	35	35	36						5.88	+2
K05249	East Fresno	CA		73	73	73	72	74	74	75	75						2.74	+2
K00461	Fresno	CA		31	33	33	45	50	50	57	57						83.87	+26
K16742	Greater Madera	CA		7	7	7	7	7	7	7	7						0.00	
K17206	Greater Selma	CA		9	9	9	9	9	9	9	9						0.00	
K01537	Kingsburg	CA		18	18	17	17	18	17	17	17						-5.56	-1
K16030	Old Town Clovis	CA		37	39	39	39	39	39	39	39						5.41	+2
K11631	Ranchos (The)-Madera	CA		18	17	17	17	19	21	22	22						22.22	+4
K09998	Reedley-Sunrise	CA		17	17	17	17	17	17	17	21						23.53	+4
K07417	Selma	CA		13	13	13	13	13	10	10	10						-23.08	-3
K05022	Sierra, Oakhurst	CA		23	24	24	24	25	25	25	26						13.04	+3
	Division 5 Totals:			280	285	284	295	306	304	313	319						13.93	+39
K0207	Division 7																	
K04990	Davis	CA		19	19	19	19	19	19	19	19						0.00	
K17858	Dixon	CA		7	8	8	8	8	8	10	10						42.86	+3
K05324	East Sacramento	CA		22	22	22	22	22	22	22	22						0.00	
K13878	Galt	CA		13	13	13	13	13	13	13	13						0.00	
K04302	Greater Sacramento	CA		29	29	29	30	29	29	29	29						0.00	
K18948	Laguna-Elk Grove	CA		25	29	29	29	28	28	28	29						16.00	+4
K03189	Sacramento West	CA		12	12	12	12	12	12	12	12						0.00	
K03464	Woodland	CA		34	34	34	34	34	34	34	34						0.00	
	Division 7 Totals:			161	166	166	167	165	165	167	168						4.35	+7

Monthly Membership Comparison

Club Id	Club Name	Cntry/St	Sts	Sep 21	Oct	Nov	Dec	Jan	Feb	Mar	Apr	May	Jun	Jul	Aug	Sep 22	% Chg	Trend
K02	California-Nevada-Hawaii																	
	<i>(Continued)</i>																	
K0208	Division 8																	
K16049	American Canyon, Gateway	CA		28	30	30	30	31	32	35	35						25.00	+7
K01487	Benicia	CA		19	19	20	21	21	22	22	22						15.79	+3
K04125	Fairfield	CA		24	24	24	24	24	24	24	24						0.00	
K06547	Greater Napa	CA		17	17	17	17	17	17	17	17						0.00	
K00789	Napa	CA		113	112	115	115	115	115	115	115						1.77	+2
K03475	Saint Helena	CA		17	17	18	18	18	18	18	17						0.00	
K05496	Vallejo Suburban	CA		20	20	20	20	20	20	20	20						0.00	
K12718	Yountville	CA		19	24	24	24	24	26	26	26						36.84	+7
	Division 8 Totals:			257	263	268	269	270	274	277	276						7.39	+19
K0210	Division 10																	
K00819	Alhambra	CA		3	3	3	3	3	3	3	3						0.00	
K01666	Altadena-Crown City	CA	CS	9	9	9	9	9	9	9	9						0.00	
K03002	Montebello	CA	CR														0.00	
K11346	Monterey Park	CA		11	11	12	12	12	12	12	12						9.09	+1
K00239	Pasadena	CA		22	22	25	25	29	29	29	29						31.82	+7
K16068	Rosefloat Of Pasadena	CA		24	28	26	26	28	28	28	28						16.67	+4
K02622	Rosemead	CA		24	24	23	23	23	23	23	23						-4.17	-1
K01689	San Gabriel	CA		19	19	19	19	18	18	18	18						-5.26	-1
K01153	South Pasadena	CA		14	21	21	23	23	23	23	23						64.29	+9
K02304	Temple City	CA		18	18	18	18	18	18	18	18						0.00	
	Division 10 Totals:			144	155	156	158	163	163	163	163						13.19	+19
K0211	Division 11																	
K06742	Bonita	CA		22	22	23	23	23	23	23	23						4.55	+1
K03499	Chula Vista	CA		23	23	23	23	23	23	23	23						0.00	
K03382	Imperial Beach-South Bay	CA		20	21	21	21	21	21	21	21						5.00	+1
K00303	San Diego	CA		34	35	35	34	36	38	39	39						14.71	+5
K17398	South Bay Marina	CA	CR														0.00	
K04931	Southeastern San Diego	CA		16	16	16	16	16	16	16	16						0.00	
K07378	Sweetwater, National City	CA		20	21	21	21	21	21	21	21						5.00	+1
K18519	Tijuana	MEX		10	11	11	11	13	13	13	12						20.00	+2

Monthly Membership Comparison

Club Id	Club Name	Cntry/St	Sts	Sep 21	Oct	Nov	Dec	Jan	Feb	Mar	Apr	May	Jun	Jul	Aug	Sep 22	% Chg	Trend
K02	California-Nevada-Hawaii (Continued)																	
K0211	Division 11 (Continued)																	
K07260	University-San Diego	CA	CR														0.00	
Division 11 Totals:				145	149	150	149	153	155	156	155					6.90	+10	
K0212	Division 12																	
K12465	Almaden Valley, San Jose	CA		16	16	16	16	16	16	16	17						6.25	+1
K04127	Cambrian Park	CA		10	10	10	10	9	9	9	9						-10.00	-1
K01543	Campbell	CA		15	15	18	18	18	18	18	19						26.67	+4
K04139	East San Jose	CA		12	13	13	13	13	13	13	13						8.33	+1
K04421	Fremont	CA		15	15	15	15	15	15	15	15						0.00	
K01155	Los Gatos	CA		53	53	53	53	55	55	55	57						7.55	+4
K14432	Milpitas	CA		25	19	19	19	19	19	19	19						-24.00	-6
K03857	Morgan Hill	CA		37	39	41	43	45	45	45	44						18.92	+7
K08618	Pueblo De San Jose	CA	CR	12													0.00	-12
K00959	San Jose	CA		44	42	43	43	43	43	43	43						-2.27	-1
K03847	Santa Clara	CA		18	18	18	18	18	18	18	17						-5.56	-1
K04768	South San Jose	CA		9	9	9	9	9	9	9	9						0.00	
K04397	West San Jose	CA		34	34	35	35	35	36	36	34						0.00	
K03763	Willow Glen, San Jose	CA		15	27	27	27	27	27	27	27						80.00	+12
Division 12 Totals:				315	310	317	319	322	323	323	323					2.54	+8	
K0213	Division 13																	
K01986	Bellflower	CA		53	55	55	55	55	55	55	55						3.77	+2
K05597	Bixby Knolls-North Long Beach	CA		19	21	21	21	21	21	21	23						21.05	+4
K17598	California Young Professionals, Los Ange	CA	CR														0.00	
K16210	Culver City	CA		6	7	7	7	7	7	7	7						16.67	+1
K01298	Downey	CA		57	56	56	56	59	59	59	59						3.51	+2
K06135	Downey-Los Amigos	CA		43	44	45	45	45	45	46	45						4.65	+2
K01143	Huntington Park	CA		16	14	14	14	14	14	14	14						-12.50	-2
K00160	Long Beach	CA		38	39	39	39	39	39	42	42						10.53	+4
K00067	Los Angeles	CA		11	11	11	11	12	12	12	13						18.18	+2
K20627	Norwalk 605	CA		30	30	31	31	31	31	31	31						3.33	+1
K15905	Santa Fe Springs Heritage	CA		9	9	5	4	4	4	4	4						-55.56	-5

Monthly Membership Comparison

Club Id	Club Name	Cntry/St	Sts	Sep 21	Oct	Nov	Dec	Jan	Feb	Mar	Apr	May	Jun	Jul	Aug	Sep 22	% Chg	Trend
K02	California-Nevada-Hawaii (Continued)																	
K0216	Division 16 (Continued)																	
K13315	Chatsworth	CA		44	45	45	45	50	48	48	48						9.09	+4
K19537	Encino	CA		8	8	8	8	8	8	8	8						0.00	
K17731	Entertainment Industry Group-Los Angeles	CA		15	15	15	15	15	17	17	17						13.33	+2
K19343	Literacy In Southern California	CA		23	23	25	25	25	24	24	24						4.35	+1
K03367	Northridge	CA		9	9	9	9	9	9	9	9						0.00	
K00926	San Fernando	CA		22	22	22	22	22	23	23	23						4.55	+1
K01766	Santa Clarita	CA		9	9	9	9	9	9	9	9						0.00	
K05525	Sylmar	CA		7	7	7	7	7	7	7	7						0.00	
K13416	Warner Center-Woodland Hills	CA		14	14	14	14	14	14	14	14						0.00	
Division 16 Totals:				230	231	233	234	239	239	240	241						4.78	+11
K0218	Division 18																	
K13619	Coalinga	CA	CR														0.00	
K12339	Corcoran	CA		18	18	18	18	18	18	18	18						0.00	
K02897	Cutler-Orosi	CA		21	21	21	21	21	21	21	21						0.00	
K05248	Dinuba	CA		31	31	31	31	31	31	31	31						0.00	
K01107	Exeter	CA		44	47	47	47	47	47	47	47						6.82	+3
K13148	Farmersville	CA		13	18	18	18	18	18	18	18						38.46	+5
K06383	Greater Tulare	CA		21	21	21	21	21	21	21	21						0.00	
K00535	Hanford	CA		10	10	10	10	10	10	10	10						0.00	
K02373	Lemoore	CA		9	9	9	9	10	10	10	10						11.11	+1
K01528	Lindsay	CA		14	17	17	17	17	17	18	18						28.57	+4
K03085	Porterville	CA		8	8	8	7	7	7	7	7						-12.50	-1
K06412	Sequoia, Visalia	CA		28	28	28	29	30	30	30	30						7.14	+2
K18954	Strathmore	CA		8	8	8	8	8	8	8	8						0.00	
K16152	Tipton	CA		29	29	29	29	29	29	29	29						0.00	
K02853	Tulare	CA		43	43	43	43	43	43	43	43						0.00	
K19434	Tule Young Professionals	CA		1	1	1	1	1	1	1	1						0.00	
K00662	Visalia	CA		11	11	11	10	10	10	10	11						0.00	
K05154	West Visalia	CA		20	20	20	20	20	20	20	20						0.00	
K12722	Woodlake	CA		35	35	36	36	38	38	38	38						8.57	+3
Division 18 Totals:				364	375	376	375	379	379	380	381						4.67	+17

Club Id	Club Name	Cntry/St	Sts	Sep 21	Oct	Nov	Dec	Jan	Feb	Mar	Apr	May	Jun	Jul	Aug	Sep 22	% Chg	Trend
K02	California-Nevada-Hawaii (Continued)																	
K0221	Division 21 (Continued)																	
K16940	Division 100 Miracle Mile of Quarters, San E	CA	CS	6	6	6	6	6	6	6	6						0.00	
K05285	Grantville-Allied Gardens	CA		32	32	32	32	32	31	31	31						-3.13	-1
K20526	Hillcrest All-Inclusive	CA		16	16	15	15	15	15	16	16						0.00	
K03063	Kearny Mesa	CA		7	7	7	7	7	7	7	7						0.00	
K01418	La Jolla	CA		48	48	48	48	48	48	48	48						0.00	
K01752	Ocean Beach	CA		12	12	12	12	12	12	12	12						0.00	
K02711	Pacific Beach	CA		17	17	17	17	15	17	16	16						-5.88	-1
K03519	Point Loma, San Diego	CA		5	5	5	5	5	5	5	4						-20.00	-1
K20354	Scripps Ranch	CA		20	21	18	20	22	22	23	25						25.00	+5
K08275	Tierrasanta, San Diego	CA		39	38	38	38	38	38	38	38						-2.56	-1
Division 21 Totals:				204	204	200	202	202	203	204	205						0.49	+1
K0222	Division 22																	
K18340	Alaka'i Young Professionals	HI		18	18	18	18	18	18	18	18						0.00	
K05796	East Hawaii	HI		35	36	35	35	35	35	35	35						0.00	
K02951	Honolulu	HI		25	25	25	25	25	25	25	24						-4.00	-1
K04559	Kahului, Maui	HI		14	14	14	14	14	14	14	14						0.00	
K18934	Kailua-Kona	HI		24	24	24	24	24	24	24	24						0.00	
K05151	Kaneohe	HI		21	21	21	21	21	21	21	21						0.00	
K05166	Kauai	HI		21	21	21	21	21	21	21	21						0.00	
K02972	Maui	HI		15	16	16	17	17	17	17	17						13.33	+2
K06210	Pearl Harbor	HI		16	17	17	17	17	17	17	17						6.25	+1
K16864	Valley Isle (The)	HI		14	14	14	14	14	14	14	14						0.00	
Division 22 Totals:				203	206	205	206	206	206	206	205						0.99	+2
K0223	Division 23																	
K16008	Downtown Sparks	NV		33	33	40	40	40	41	41	41						24.24	+8
K06766	Elko	NV		14	14	14	14	14	15	15	15						7.14	+1
K19579	Fernley	NV		8	9	10	10	10	10	10	10						25.00	+2
K03845	North Reno	NV		7	7	7	7	7	7	7	7						0.00	
K00874	Reno	NV		14	14	14	14	14	14	14	14						0.00	
K06888	Reno, Sunrisers	NV		21	22	24	24	24	24	24	24						14.29	+3

Monthly Membership Comparison

Club Id	Club Name	Cntry/St	Sts	Sep 21	Oct	Nov	Dec	Jan	Feb	Mar	Apr	May	Jun	Jul	Aug	Sep 22	% Chg	Trend
K02	California-Nevada-Hawaii (Continued)																	
Division 23 Totals:				97	99	109	109	109	111	111	111						14.43	+14
K0224	Division 24																	
K06487	Atascadero	CA		97	98	98	98	98	98	98	100						3.09	+3
K10637	Bay-Osos, Los Osos	CA		29	30	30	34	34	34	34	34						17.24	+5
K03139	Paso Robles	CA		9	9	9	9	11	14	14	14						55.56	+5
K01173	San Luis Obispo	CA		33	33	33	33	33	33	33	33						0.00	
K20076	San Luis Obispo for STEAM	CA	CR														0.00	
K06529	San Luis Obispo Morning	CA	CS	10	10	10	10	10	10	10	9						-10.00	-1
Division 24 Totals:				178	180	180	184	186	189	189	190						6.74	+12
K0226	Division 26																	
K16111	Brentwood	CA		10	10	10	10	10	10	10	10						0.00	
K18764	Concord	CA		19	19	19	20	20	20	19	19						0.00	
K08622	Delta (The), Antioch	CA	CS	19	17	16	16	10	10	14	15						-21.05	-4
K19745	East Bay Promoting Literacy (The)	CA		5	5	5	5	5	5	7	8						60.00	+3
K19577	Livermore For STEAM (Science/Technology)	CA		9	9	9	9	9	9	9	9						0.00	
K01534	Martinez	CA		54	55	55	55	55	55	55	55						1.85	+1
K07490	Moraga Valley, Moraga	CA		43	43	43	44	44	45	45	45						4.65	+2
K20707	Northern California Literacy	CA							25	25	25						0.00	+25
K19282	Oakley	CA	CR														0.00	
K01951	Pittsburg	CA		13	13	16	16	16	16	16	16						23.08	+3
K04663	San Ramon Valley, Danville	CA		32	32	32	30	30	30	30	30						-6.25	-2
K20658	United Antioch	CA				27	27	27	27	27	27						0.00	+27
K02912	Walnut Creek	CA		16	16	16	16	16	15	15	15						-6.25	-1
Division 26 Totals:				220	219	248	248	242	267	272	274						24.55	+54
K0227	Division 27																	
K06967	Escalon	CA		8	8	6	6	6	6	6	6						-25.00	-2
K05932	Greater Lodi	CA		55	52	52	52	52	52	52	52						-5.45	-3
K03788	Manteca	CA		8	8	8	8	8	8	8	8						0.00	
K10167	Manteca-Sunrise	CA		50	51	51	51	53	53	52	52						4.00	+2
K19531	Mountain House	CA		12	10	10	10	11	11	11	11						-8.33	-1

Kiwanis International
Monthly Membership Comparison

Club Id	Club Name	Cntry/St	Sts	Sep 21	Oct	Nov	Dec	Jan	Feb	Mar	Apr	May	Jun	Jul	Aug	Sep 22	% Chg	Trend
K02	California-Nevada-Hawaii (Continued)																	
K0227	Division 27 (Continued)																	
K00722	Stockton	CA		27	27	27	28	28	28	29	29						7.41	+2
K04792	Tracy	CA		21	21	21	21	21	21	21	22						4.76	+1
Division 27 Totals:				181	177	175	176	179	179	179	180						-0.55	-1
K0228	Division 28																	
K19425	Centennial Hills	NV		10	10	13	13	13	13	13	13						30.00	+3
K12798	Green Valley, Henderson	NV		46	47	48	48	49	49	49	49						6.52	+3
K01466	Las Vegas	NV		14	14	14	14	14	15	15	15						7.14	+1
K07250	Las Vegas Strip	NV		19	18	21	21	21	21	21	21						10.53	+2
K17745	Las Vegas, Young Professionals	NV		14	14	15	15	15	15	15	15						7.14	+1
K20684	Mountain's Edge Eco	NV						15	15	15	15						0.00	+15
K17198	North Las Vegas	NV		14	14	16	16	16	16	16	16						14.29	+2
K14903	Pahrump Valley	NV		14	16	19	19	19	19	22	22						57.14	+8
K19430	Southwest Las Vegas	NV		9	9	10	10	10	10	10	12						33.33	+3
Division 28 Totals:				140	142	156	156	172	173	176	178						27.14	+38
K0229	Division 29																	
K07268	Arroyo Grande Valley	CA		25	25	25	25	25	25	25	25						0.00	
K19602	Coastal Valley Cyber	CA		6	7	7	7	7	7	7	7						16.67	+1
K04621	Greater Pismo Beach	CA		36	36	34	34	34	34	34	34						-5.56	-2
K13273	Guadalupe	CA		12	12	12	12	12	12	12	12						0.00	
K01620	Lompoc	CA		14	14	14	14	14	14	14	14						0.00	
K09877	Orcutt	CA		9	9	9	9	9	9	9	9						0.00	
K01035	Santa Maria	CA		57	57	58	59	59	59	60	60						5.26	+3
K04867	Santa Maria Valley	CA		16	16	16	17	17	17	17	17						6.25	+1
Division 29 Totals:				175	176	175	177	177	177	178	178						1.71	+3
K0230	Division 30																	
K15122	Anaheim Hills-Yorba Linda	CA		14	14	14	14	14	14	14	15						7.14	+1
K03694	Brea	CA		17	15	15	15	14	14	14	14						-17.65	-3
K03572	Cypress	CA		19	19	19	19	19	19	17	17						-10.53	-2

Kiwanis International
Monthly Membership Comparison

Club Id	Club Name	Cntry/St	Sts	Sep 21	Oct	Nov	Dec	Jan	Feb	Mar	Apr	May	Jun	Jul	Aug	Sep 22	% Chg	Trend
K02	California-Nevada-Hawaii (Continued)																	
K0230	Division 30 (Continued)																	
K00568	Fullerton	CA		19	19	17	18	18	18	17	17						-10.53	-2
K03732	Garden Grove	CA		26	26	26	26	26	26	25	25						-3.85	-1
K05010	Greater Anaheim	CA		43	43	43	43	43	43	43	43						0.00	
K08500	Greater Garden Grove	CA		13	13	13	13	13	13	13	13						0.00	
K20226	Greater Westminster CA	CA		12	12	12	12	12	12	12	13						8.33	+1
K04167	Greater Whittier	CA		2	2	4	4	4	4	4	4						100.00	+2
K00853	La Habra	CA		5	5	5	5	5	5	5	5						0.00	
K09795	La Mirada	CA		33	33	33	33	33	33	33	33						0.00	
K06709	La Palma	CA		17	18	18	18	18	18	15	15						-11.76	-2
K19834	Los Alamitos	CA		8	8	8	8	8	8	8	8						0.00	
K18253	Placentia	CA		13	13	14	14	14	14	11	11						-15.38	-2
Division 30 Totals:				241	240	241	242	241	241	231	233						-3.32	-8
K0231	Division 31																	
K03583	Alpine	CA		82	82	82	82	82	83	82	82						0.00	
K08504	Borrego Springs	CA		2	2	2	2	2	2	2	2						0.00	
K17158	Crest	CA	CR	7	7												0.00	-7
K02660	El Cajon Valley	CA		20	20	20	20	20	20	18	18						-10.00	-2
K10071	Fletcher Hills, El Cajon	CA		19	20	20	20	20	20	20	20						5.26	+1
K08667	Greater Jamul	CA		12	12	16	16	16	16	16	16						33.33	+4
K17918	Kiwanis Youth Development and Support Cl	CA		20	20	20	20	20	20	20	20						0.00	
K02353	La Mesa	CA		8	9	9	9	9	9	9	9						12.50	+1
K19710	Lakeside CA	CA		22	22	22	22	22	22	22	22						0.00	
K07694	Mtn. Empire-Campo	CA		12	12	12	12	12	12	12	12						0.00	
K11880	Rancho San Diego	CA		8	8	8	8	8	8	8	8						0.00	
K06790	Santee	CA		15	16	16	16	16	16	16	16						6.67	+1
K05438	Spring Valley	CA		9	9	9	10	10	10	10	10						11.11	+1
Division 31 Totals:				236	239	236	237	237	238	235	235						-0.42	-1
K0232	Division 32																	
K16206	Cloverdale	CA		43	44	44	45	44	44	44	46						6.98	+3
K03810	Geyserville	CA		36	36	37	37	37	37	37	37						2.78	+1

Monthly Membership Comparison

Club Id	Club Name	Cntry/St	Sts	Sep 21	Oct	Nov	Dec	Jan	Feb	Mar	Apr	May	Jun	Jul	Aug	Sep 22	% Chg	Trend
K02	California-Nevada-Hawaii (Continued)																	
K0232	Division 32 (Continued)																	
K01065	Healdsburg	CA		61	58	58	58	54	54	51	51						-16.39	-10
K08588	Lakeport	CA		20	20	20	20	20	20	20	20						0.00	
K18949	North Bay (The)	CA		14	14	14	14	18	18	18	18						28.57	+4
K11349	Oakmont	CA		17	17	17	17	17	17	17	17						0.00	
K04250	Petaluma	CA		33	33	33	33	33	33	31	31						-6.06	-2
K05775	Redwood Empire, Santa Rosa	CA	CR														0.00	
K01343	Santa Rosa	CA		19	19	19	19	19	19	19	19						0.00	
K06841	Sebastopol	CA		18	18	18	18	20	21	21	21						16.67	+3
K11477	Sonoma Plaza	CA	CS	17	17	17	17	17	17	17	17						0.00	
K03193	Ukiah	CA		26	26	26	27	27	27	27	27						3.85	+1
K13801	Windsor	CA		18	18	18	18	18	18	18	18						0.00	
Division 32 Totals:				322	320	321	323	324	325	320	322					0.00		
K0233	Division 33																	
K20590	Arvin-Lamont	CA							23	23	23						0.00	+23
K04330	Delano	CA		17	17	19	19	19	20	20	20						17.65	+3
K19009	Downtown Bakersfield	CA		17	17	17	17	17	17	17	17						0.00	
K03975	Golden Empire, Bakersfield (The)	CA		29	29	29	29	29	29	29	29						0.00	
K03166	Kern, Bakersfield	CA		27	27	29	29	30	30	30	30						11.11	+3
K14110	Rosedale, Bakersfield	CA		14	14	14	16	16	16	16	16						14.29	+2
K02249	Shafter	CA		26	26	27	27	26	25	25	26						0.00	
K06104	South Bakersfield	CA		11	11	11	11	12	15	15	15						36.36	+4
K01326	Taft	CA		38	38	39	39	39	39	39	39						2.63	+1
K05733	Tehachapi	CA		7	7	8	8	8	8	9	9						28.57	+2
K05428	Westchester, Bakersfield	CA		42	43	44	44	44	45	46	46						9.52	+4
Division 33 Totals:				228	229	237	239	240	267	269	270					18.42	+42	
K0234	Division 34																	
K07662	De Anza, Cupertino	CA		16	16	16	16	16	16	16	16						0.00	
K19697	Div 1234 Santa Clara Special Games	CA		32	32	32	32	32	32	32	32						0.00	
K01414	Greater San Mateo	CA		25	25	25	25	25	25	25	25						0.00	
K03051	Los Altos	CA		24	25	25	25	22	22	22	22						-8.33	-2

Monthly Membership Comparison

Club Id	Club Name	Cntry/St	Sts	Sep 21	Oct	Nov	Dec	Jan	Feb	Mar	Apr	May	Jun	Jul	Aug	Sep 22	% Chg	Trend
K02	California-Nevada-Hawaii (Continued)																	
K0234	Division 34 (Continued)																	
K03573	Menlo Park	CA		23	23	23	23	22	21	21	20						-13.04	-3
K01513	Mountain View	CA		18	18	18	18	18	18	18	18						0.00	
K01340	Palo Alto	CA		101	101	101	101	101	102	101	101						0.00	
K01226	Redwood City	CA		17	17	17	17	17	17	17	17						0.00	
K02907	San Carlos	CA		35	36	36	36	36	36	36	36						2.86	+1
K00267	San Francisco	CA		19	19	22	22	22	22	22	22						15.79	+3
K11379	Silicon Valley-Sunnyvale	CA		4	4	4	4	5	5	5	5						25.00	+1
K04105	South San Francisco	CA		19	19	18	18	18	18	18	18						-5.26	-1
K04717	Woodside Terrace A.M., Redwood City	CA		24	24	25	25	25	25	25	26						8.33	+2
Division 34 Totals:				357	359	362	362	359	359	358	358						0.28	+1
K0235	Division 35																	
K18945	Arcadia Young Professionals	CA		11	12	12	12	12	12	12	12						9.09	+1
K20649	Baldwin Park	CA		19	19	19	19	19	19	19	19						0.00	
K04189	Covina-South Hills	CA		15	15	15	15	15	15	15	15						0.00	
K19360	Diamond Bar Young Professionals	CA		15	14	14	14	14	14	14	14						-6.67	-1
K04488	Duarte	CA		17	17	17	17	17	17	16	16						-5.88	-1
K19368	El Monte California	CA	CR														0.00	
K01821	Glendora	CA		38	38	40	41	41	43	43	43						13.16	+5
K15060	Glendora Kiwaniannes	CA		35	35	35	35	35	38	38	38						8.57	+3
K05815	Hacienda Heights	CA		14	16	16	16	15	15	15	15						7.14	+1
K18947	La Puente	CA		20	20	21	21	21	21	21	21						5.00	+1
K00814	Monrovia	CA		32	32	25	25	25	25	25	25						-21.88	-7
K19564	Rowland Heights	CA		11	11	12	12	12	12	12	12						9.09	+1
K19523	San Dimas La Verne	CA		5	5	5	5	5	5	4	4						-20.00	-1
K19421	San Gabriel Valley Region	CA		21	21	21	16	14	14	14	14						-33.33	-7
K20730	San Gabriel Valley Service With Kids	CA									21						0.00	+21
K01696	Sierra Madre	CA		15	15	15	15	15	15	15	15						0.00	
K05819	Walnut Valley	CA		11	11	11	11	11	11	11	11						0.00	
K05071	West Covina	CA		27	27	27	27	28	28	28	28						3.70	+1
Division 35 Totals:				306	308	305	301	299	304	302	323						5.56	+17

Kiwanis International
Monthly Membership Comparison

Club Id	Club Name	Cntry/St	Sts	Sep 21	Oct	Nov	Dec	Jan	Feb	Mar	Apr	May	Jun	Jul	Aug	Sep 22	% Chg	Trend
K02	California-Nevada-Hawaii (Continued)																	
K0236	Division 36																	
K17736	California's Global Friendship	CA		19	21	21	21	21	21	22	23						21.05	+4
K09669	Cooley Ranch, Colton	CA		12	12	12	12	12	12	12	12						0.00	
K05914	East Rialto	CA		24	24	24	24	24	24	24	24						0.00	
K12051	Fontana	CA		18	18	21	21	21	21	21	24						33.33	+6
K06278	Greater San Bernardino	CA		33	33	33	34	34	33	33	33						0.00	
K14518	Highland	CA		11	11	11	11	11	11	11	11						0.00	
K00749	Redlands	CA		77	79	79	79	79	79	77	76						-1.30	-1
K05190	Redlands-Evening	CA		12	12	13	13	13	13	13	13						8.33	+1
K04642	Rialto	CA		23	23	23	23	23	23	23	23						0.00	
K00840	San Bernardino	CA		37	37	37	37	34	34	35	35						-5.41	-2
K02964	Yucaipa Valley	CA		16	16	18	18	18	18	18	18						12.50	+2
Division 36 Totals:				282	286	292	293	290	289	289	292						3.55	+10
K0237	Division 37																	
K08270	Carlsbad	CA		18	18	18	18	17	17	17	17						-5.56	-1
K11265	Del Mar	CA		6	6	6	6	6	6	6	6						0.00	
K01289	Escondido-Hidden Valley	CA		41	41	41	41	41	41	41	42						2.44	+1
K05749	Hidden Valley, Escondido	CA	CR														0.00	
K18493	Kiwanis Youth Development & Support Club	CA		13	13	13	13	15	15	14	14						7.69	+1
K05929	Lake San Marcos	CA		44	47	48	48	48	48	48	47						6.82	+3
K06252	Los Rancheros, San Diego	CA		16	16	22	22	24	25	26	26						62.50	+10
K01555	Oceanside	CA		11	11	11	11	11	11	11	11						0.00	
K10248	Oceanside Pacific	CA		26	26	26	25	22	22	22	22						-15.38	-4
K07291	Poway	CA		44	44	45	45	45	48	52	52						18.18	+8
K05182	Ramona	CA		23	23	23	23	24	24	24	24						4.35	+1
K20470	Southern California for SAFE Kids	CA		13	13	13	13	13	13	13	13						0.00	
K07207	Sunrise Vista	CA		37	39	39	38	38	38	41	41						10.81	+4
K09645	Temecula Valley	CA		19	20	20	21	21	22	22	24						26.32	+5
K11377	Valley Center	CA		14	14	14	14	14	14	14	18						28.57	+4
Division 37 Totals:				325	331	339	338	339	344	351	357						9.85	+32
K0238	Division 38																	

Monthly Membership Comparison

Club Id	Club Name	Cntry/St	Sts	Sep 21	Oct	Nov	Dec	Jan	Feb	Mar	Apr	May	Jun	Jul	Aug	Sep 22	% Chg	Trend
K02	California-Nevada-Hawaii (Continued)																	
Division 42 Totals:				324	327	327	330	329	330	330	330					1.85	+6	
K0243	Division 43																	
K03593	Carmel Valley	CA		36	35	35	35	37	37	37	37					2.78	+1	
K03275	Carmel-By-The-Sea	CA		6	6	6	6	6	6	6	6					0.00		
K20475	Division 43 CNH on the Monterey Peninsula	CA		10	10	10	10	10	10	10	10					0.00		
K11225	Hollister	CA		9	9	9	9	9	9	9	9					0.00		
K20222	Literacy in Salinas CA	CA		12	12	13	13	16	16	16	16					33.33	+4	
K04912	Marina	CA		19	20	21	21	21	20	20	20					5.26	+1	
K01533	Monterey	CA		42	42	42	43	44	44	44	43					2.38	+1	
K18851	Monterey Bay	CA	CS	20	20	20	20	20	20	21	21					5.00	+1	
K03296	Pacific Grove	CA		13	13	13	13	13	13	13	13					0.00		
K11255	Scotts Valley	CA		14	14	14	14	14	14	14	16					14.29	+2	
K04736	Seaside	CA		9	9	10	10	10	10	10	10					11.11	+1	
K05427	Surf City, Santa Cruz	CA		24	25	25	25	25	26	26	26					8.33	+2	
Division 43 Totals:				214	215	218	219	225	225	226	227					6.07	+13	
K0244	Division 44																	
K06046	Amador County	CA	CR	8	8											0.00	-8	
K03815	Auburn	CA		25	23	23	24	25	25	25	25					0.00		
K05642	Carmichael	CA		74	75	76	77	77	78	79	79					6.76	+5	
K07015	Citrus Heights	CA		33	34	35	35	35	37	37	37					12.12	+4	
K13253	Folsom Lake	CA		17	20	21	21	21	22	22	24					41.18	+7	
K13147	Gold Country, Grass Valley	CA		37	40	40	41	41	41	41	41					10.81	+4	
K16165	Lincoln	CA		32	34	38	40	44	44	45	47					46.88	+15	
K18799	Lincoln Foothills	CA		35	43	43	43	43	45	45	46					31.43	+11	
K20064	Orangevale Fair Oaks	CA		21	25	28	28	28	28	29	29					38.10	+8	
K04599	Placerville	CA		56	56	55	54	53	53	52	53					-5.36	-3	
K06978	Rancho Cordova	CA		17	17	17	17	17	17	17	17					0.00		
K14953	Rancho Murieta	CA		63	63	63	63	62	62	61	65					3.17	+2	
K14430	Rocklin	CA		15	16	17	17	17	25	27	28					86.67	+13	
K03348	Roseville	CA		27	28	29	29	29	28	28	29					7.41	+2	
K03824	Sacramento Suburban	CA		22	22	22	22	24	25	25	25					13.64	+3	

Monthly Membership Comparison

Club Id	Club Name	Cntry/St	Sts	Sep 21	Oct	Nov	Dec	Jan	Feb	Mar	Apr	May	Jun	Jul	Aug	Sep 22	% Chg	Trend
K02	California-Nevada-Hawaii (Continued)																	
Division 44 Totals:				482	504	507	511	516	530	533	545						13.07	+63
K0245	Division 45																	
K05157	Carson City	NV		15	15	15	15	15	18	18	19						26.67	+4
K01714	Carson Valley	NV		29	30	30	30	31	31	31	33						13.79	+4
K12884	Dayton Township	NV	CS	8	8	8	8	8	8	8	8						0.00	
K05179	Lake Tahoe	CA		27	27	27	27	27	27	27	28						3.70	+1
K10547	North Lake Tahoe	CA		34	34	34	35	35	35	35	35						2.94	+1
K17775	Sierra Nevada	NV		38	38	38	38	38	38	41	41						7.89	+3
K16146	Tahoe Sierra	CA		11	11	11	11	11	11	11	10						-9.09	-1
Division 45 Totals:				162	163	163	164	165	168	171	174						7.41	+12
K0246	Division 46																	
K09982	Atwater-Winton	CA	CR	13	13	13	13	13	11								-15.38	-13
K20326	Cal-Nev-Ha Gemstones	CA		25	25	25	25	25	25	25	25						0.00	
K06725	Castle-Atwater	CA		24	24	25	25	25	25	25	25						4.17	+1
K04654	Greater Merced	CA		31	31	31	31	31	31	31	31						0.00	
K07083	Greater Turlock	CA		38	45	48	50	52	53	53	56						47.37	+18
K06798	Los Banos	CA		9	9	10	10	10	10	10	10						11.11	+1
K13997	Mariposa	CA		5	5	5	5	5	5	5	5						0.00	
K01820	Merced	CA		3	3	3	3	3	3	3	4						33.33	+1
K01004	Modesto	CA		35	36	35	35	35	35	35	35						0.00	
K06186	North Modesto	CA		89	89	89	89	90	90	90	90						1.12	+1
K03811	Oakdale	CA		14	14	13	13	13	13	13	13						-7.14	-1
K06269	Sonora	CA		14	15	15	15	15	15	15	15						7.14	+1
Division 46 Totals:				300	309	312	314	317	316	305	309						3.00	+9
K0247	Division 47																	
K01372	Banning	CA		8	8	8	8	8	8	8	8						0.00	
K02775	Beaumont	CA		9	9	9	9	9	9	9	9						0.00	
K06839	Early Risers-El Centro	CA		16	16	16	16	16	16	16	16						0.00	
K01318	El Centro	CA		42	43	43	45	45	45	45	46						9.52	+4
K00743	Hemet	CA		15	17	18	17	17	17	17	17						13.33	+2

Kiwanis International
Monthly Membership Comparison

Club Id	Club Name	Cntry/St	Sts	Sep 21	Oct	Nov	Dec	Jan	Feb	Mar	Apr	May	Jun	Jul	Aug	Sep 22	% Chg	Trend
K02	California-Nevada-Hawaii <i>(Continued)</i>																	
K0247	Division 47 <i>(Continued)</i>																	
K07629	Hemet Valley	CA		28	28	28	28	28	28	28	28						0.00	
K03619	Palm Springs	CA		10	10	10	10	12	12	12	12						20.00	+2
K19632	Southern California LGBT Care Team	CA		12	15	15	15	15	15	15	15						25.00	+3
K06017	Twentynine Palms	CA		14	16	16	16	16	16	15	15						7.14	+1
Division 47 Totals:				154	162	163	164	166	166	165	166						7.79	+12
Total Number of Clubs:				436														
California-Nevada-Hawaii Totals:				9675	9800	9909	9963	10021	10117	10145	10232						5.76	+557

Kiwanis International
Monthly Membership Comparison

	Sep 21	Oct	Nov	Dec	Jan	Feb	Mar	Apr	May	Jun	Jul	Aug	Sep 22	Trend
Report Totals:	9,675		9,909		10,021		10,145							+557
Total Number of Clubs:	436													
		9,800		9,963		10,117		10,232						

Kiwanis International
Monthly Membership Comparison

District	District Name	Sep 21	Oct	Nov	Dec	Jan	Feb	Mar	Apr	May	Jun	Jul	Aug	Sep 22	Trend
K02	California-Nevada-Hawaii	9,675	9,800	9,909	9,963	10,021	10,117	10,145	10,232						+557
Report Totals:		9,675	9,800	9,909	9,963	10,021	10,117	10,145	10,232						+557